




WORLD PORT TOURNAMENT







**WORLD PORT
TOURNAMENT BASEBALL**

Worldporttournament.nl


Daily Report - 04
4 July 2017

Teams

 Curacao	 Cuba
 Chinese Taipei	 Japan
 Netherlands	

Game	Time	Home	Guest	Results	Innings
Saturday 1 July					
1	13:30	Cuba	Curacao	3-2	
2	19:00	Netherlands	Chinese Taipei	1-2	
Sunday 2 July					
3	13:30	Curacao	Netherlands	7-10	13
4	19:00	Japan	Cuba	4-8	
Monday 3 July					
5	13:30	Chinese Taipei	Cuba	6-7	
6	19:00	Japan	Curacao	5-2	
Tuesday 4 July					
7	13:30	Chinese Taipei	Japan	1-2	
8	19:00	Cuba	Netherlands	1-6	
Wednesday 5 July					
9	13:30	Curacao	Chinese Taipei		
10	19:00	Netherlands	Japan		
Thursday 6 July					
11	13:30	B Nr. 3	Nr. 4		
12	19:00	A Nr. 1	Nr. 2		
Friday 7 July					
13	13:30	C Loser A	Nr. 5		
14	19:00	D Winner A	Winner B		
Saturday 8 July					
15	13:30	E Loser B	Loser C		
16	19:00	F Winner C	Loser D		
Sunday 9 July					
17	13:30	G Winner D	Winner F		

Standing

Pos	Team	GP	WO	LO	AVG
1	 Cuba (CUB)	4	3	1	750
2	 Netherlands (NED)	3	2	1	667
3	 Japan (JAP)	3	2	1	667
4	 Chinese Taipei (CTI)	3	1	2	333
5	 Curacao (CUR)	3	0	3	0



WORLD PORT TOURNAMENT



Game Summary 7

Chinese Taipei (CTI) – Japan (JAP) 1-2



Score by Innings	R	H	E
Japan.....	000	101	000
Chinese Taipei.....	000	010	000

Jul 04, 2017 at Rotterdam (Familiestadion)

Japan 2 (2-1)

Player	AB	R	H	BI	2B	3B	HR	BB	SB	CS	HP	SH	SF	SO	IBB	KL	GDP	PO	A	E
KOBUKATA 2b	2	0	0	0	0	0	0	2	1	0	0	0	0	0	0	0	0	1	2	0
OTANI ss	4	0	0	0	0	0	0	0	0	0	0	0	0	0	0	0	0	0	3	0
OKURA 3b	4	2	2	0	0	0	0	0	0	0	0	0	0	0	0	0	0	0	3	0
WAKIYA dh	3	0	0	0	0	0	0	0	0	0	0	1	0	0	0	0	1	0	0	0
NAKANISHI lf	3	0	0	0	0	0	0	1	0	0	0	0	0	0	0	0	0	1	0	0
MORINAKA 1b	4	0	2	2	0	0	0	0	0	0	0	0	0	0	0	0	0	10	1	0
FUKUHARA rf	3	0	1	0	1	0	0	1	0	0	0	0	0	0	0	0	0	3	0	0
KUME c	3	0	0	0	0	0	0	0	0	0	0	1	0	1	0	0	0	4	1	0
TADA cf	3	0	0	0	0	0	0	0	0	0	0	0	1	0	0	0	0	7	0	1
YAMAMOTO p	0	0	0	0	0	0	0	0	0	0	0	0	0	0	0	0	0	1	1	0
FUJII p	0	0	0	0	0	0	0	0	0	0	0	0	0	0	0	0	0	0	0	0
Totals.....	29	2	5	2	1	0	0	4	1	0	0	2	0	2	0	0	1	27	11	1

Chinese Taipei 1 (1-2)

Player	AB	R	H	BI	2B	3B	HR	BB	SB	CS	HP	SH	SF	SO	IBB	KL	GDP	PO	A	E
WANG H. 3b	4	0	0	0	0	0	0	0	0	0	0	0	0	0	0	0	0	1	4	1
CHEN Ye lf	2	0	0	0	0	0	0	0	0	0	0	0	0	1	0	0	0	1	0	0
SU ph/lf	2	0	1	0	0	0	0	0	0	0	0	0	0	0	0	0	0	0	0	0
LIN H. 2b	4	0	0	0	0	0	0	0	0	0	0	0	0	1	0	1	0	2	5	0
HUANG Chia c	3	0	1	0	0	0	0	1	0	0	0	0	0	0	0	0	0	2	0	0
LIAO Chun ss	3	0	0	0	0	0	0	0	0	0	0	1	0	1	0	1	0	1	4	0
TSAI Me dh	3	0	1	0	0	0	0	0	0	0	0	0	0	0	0	0	0	0	0	0
TAI pr/dh	0	0	0	0	0	0	0	0	0	0	0	0	0	0	0	0	0	0	0	0
LIN T. ph	1	0	0	0	0	0	0	0	0	0	0	0	0	1	0	0	0	0	0	0
LIN C. cf	2	0	0	0	0	0	0	0	0	0	0	1	0	0	0	0	0	4	0	0
CHEN Yi 1b	1	1	1	1	0	0	1	2	0	0	0	0	0	0	0	0	0	15	1	0
KO rf	2	0	0	0	0	0	0	0	0	0	0	1	0	0	0	0	1	0	1	0
LEE p	0	0	0	0	0	0	0	0	0	0	0	0	0	0	0	0	0	1	0	0
CHENG W. p	0	0	0	0	0	0	0	0	0	0	0	0	0	0	0	0	0	0	0	0
HUANG Chien p	0	0	0	0	0	0	0	0	0	0	0	0	0	0	0	0	0	0	1	0
TANG p	0	0	0	0	0	0	0	0	0	0	0	0	0	0	0	0	0	0	0	0
WANG C. p	0	0	0	0	0	0	0	0	0	0	0	0	0	0	0	0	0	0	1	1
Totals.....	27	1	4	1	0	0	1	3	0	0	0	3	0	4	0	2	1	27	17	2

Japan	IP	H	R	ER	BB	SO	WP	HB	BK	IBB	SH	SF	CI	2B	3B	HR	AB	BF	FO	GO	NP
YAMAMOTO W,1-0	7.0	4	1	1	3	2	1	0	0	0	3	0	0	0	0	1	21	27	9	9	101
FUJII S,1	2.0	0	0	0	0	2	0	0	0	0	0	0	0	0	0	0	6	6	3	1	24

Chinese Taipei	IP	H	R	ER	BB	SO	WP	HB	BK	IBB	SH	SF	CI	2B	3B	HR	AB	BF	FO	GO	NP
LEE	5.2	2	2	1	3	0	0	0	0	0	1	0	0	0	0	0	19	23	4	13	83
CHENG W. L,0-2	0.1	1	0	0	0	0	0	0	0	0	0	0	0	0	0	0	1	1	0	0	4
HUANG Chien	1.1	2	0	0	0	1	0	0	0	0	1	0	0	1	0	0	5	6	1	2	15
TANG	0.2	0	0	0	0	0	0	0	0	0	0	0	0	0	0	0	1	1	0	1	1
WANG C.	1.0	0	0	0	1	1	0	0	0	0	0	0	0	0	0	0	3	4	1	1	15

Umpires - HP: BERKVENNS Winfried 1B: LOUISA Edwin 2B: WATERINGEN v/d Roy 3B: FABRIZI Fabry
 FABRIZI Fabry Start: 13:30 Time: 2:24 Attendance:
 Weather: Sunny
 Game notes:
 Scorers - DE SMET Brandy, NELISSEN Huub
 TC - LINDE van der Henk



WORLD PORT TOURNAMENT



Game Summary 8

Cuba (CUB) – Netherlands (NED) 1-6



Score by Innings	R	H	E
Netherlands.....	101	120	001
CUBA.....	6	12	0
	1	7	0

Jul 04, 2017 at Rotterdam (Familiestadion)

Netherlands 6 (2-1)

Player	AB	R	H	BI	2B	3B	HR	BB	SB	CS	HP	SH	SF	SO	IBB	KL	GDP	PO	A	E
GARIA cf	2	1	0	0	0	0	0	1	1	0	1	1	0	2	0	0	0	0	0	0
MEER ss	4	1	1	0	0	0	0	1	0	0	0	0	0	0	0	0	0	0	1	6
KEMP 3b	4	1	2	0	0	0	0	0	0	0	0	1	0	1	0	0	1	0	2	0
BOEKHOUDT c	3	1	2	2	1	0	0	2	0	0	0	0	0	0	0	0	1	7	0	0
LEONORA 1b	5	0	2	0	0	0	0	0	0	0	0	0	0	1	0	0	0	15	1	0
URBANUS dh	4	1	1	1	0	0	0	0	0	0	0	0	0	1	0	0	0	0	0	0
DRAIJER 2b	4	0	2	2	0	0	0	0	0	0	0	0	0	0	0	0	0	2	6	0
ENGELHARDT rf	2	0	1	0	0	0	0	0	0	0	0	1	0	1	0	0	0	0	0	0
DELIMA ph	1	0	0	0	0	0	0	0	0	0	0	0	0	0	0	0	0	0	0	0
GROOTEN rf	0	0	0	0	0	0	0	0	0	0	0	0	0	0	0	0	0	0	0	0
PEELS lf	4	1	1	0	0	0	0	0	1	0	0	0	0	1	0	0	0	1	0	0
HUIJER p	0	0	0	0	0	0	0	0	0	0	0	0	0	0	0	0	0	1	2	0
ANGELA p	0	0	0	0	0	0	0	0	0	0	0	0	0	0	0	0	0	0	0	0
HEIJSTEK p	0	0	0	0	0	0	0	0	0	0	0	0	0	0	0	0	0	0	0	0
Totals.....	33	6	12	5	1	0	0	4	2	0	1	3	0	7	0	0	2	27	17	0

CUBA 1 (3-1)

Player	AB	R	H	BI	2B	3B	HR	BB	SB	CS	HP	SH	SF	SO	IBB	KL	GDP	PO	A	E
BRAVO 3b	3	1	0	0	0	0	0	1	0	0	0	0	0	1	0	1	0	0	1	0
GALVEZ 2b/ss	4	0	0	0	0	0	0	0	0	0	0	0	0	1	0	0	0	5	3	0
IBANEZ rf	4	0	1	0	0	0	0	0	0	0	0	0	0	2	0	0	0	1	0	0
VAZQUEZ dh	4	0	2	1	0	0	0	0	0	0	0	0	0	0	0	0	0	0	0	0
SILVA lf	3	0	2	0	0	0	0	0	0	0	0	0	0	1	0	0	0	0	1	0
PENA lf	1	0	0	0	0	0	0	0	0	0	0	0	0	0	0	0	1	0	0	0
SEGURA 1b	3	0	0	0	0	0	0	0	0	0	0	0	0	0	0	0	1	7	0	0
GRINAN 1b	1	0	0	0	0	0	0	0	0	0	0	0	0	0	0	0	0	3	0	0
GUIBERT cf	3	0	2	0	1	0	0	0	0	0	0	0	0	0	0	0	0	1	0	0
MOREJON c	2	0	0	0	0	0	0	0	0	0	0	0	0	1	0	0	0	6	1	0
ABALLE c	1	0	0	0	0	0	0	0	0	0	0	0	0	0	0	0	0	1	0	0
ACEA ss	2	0	0	0	0	0	0	0	0	0	0	0	0	0	0	0	0	2	4	0
ABREU ph	1	0	0	0	0	0	0	0	0	0	0	0	0	1	0	0	0	0	0	0
MEDINA 2b	0	0	0	0	0	0	0	0	0	0	0	0	0	0	0	0	0	0	2	0
GONGORA p	0	0	0	0	0	0	0	0	0	0	0	0	0	0	0	0	0	0	4	0
SOSA p	0	0	0	0	0	0	0	0	0	0	0	0	0	0	0	0	0	1	1	0
RODRIGUEZ p	0	0	0	0	0	0	0	0	0	0	0	0	0	0	0	0	0	0	0	0
Totals.....	32	1	7	1	1	0	0	1	0	0	0	0	0	7	0	1	2	27	17	0

Netherlands	IP	H	R	ER	BB	SO	WP	HB	BK	IBB	SH	SF	CI	2B	3B	HR	AB	BF	FO	GO	NP
HUIJER W,1-0	7.0	6	1	1	1	5	1	0	0	0	0	0	0	1	0	0	26	27	1	14	91
ANGELA	1.0	0	0	0	0	2	0	0	0	0	0	0	0	0	0	0	3	3	1	0	14
HEIJSTEK	1.0	1	0	0	0	0	0	0	0	0	0	0	0	0	0	0	3	3	0	2	7
CUBA	IP	H	R	ER	BB	SO	WP	HB	BK	IBB	SH	SF	CI	2B	3B	HR	AB	BF	FO	GO	NP
GONGORA L,0-1	6.0	9	5	5	2	6	1	1	0	0	3	0	0	1	0	0	23	29	1	11	103
SOSA	2.0	2	0	0	0	0	0	0	0	0	0	0	0	0	0	0	7	7	2	3	26
RODRIGUEZ	1.0	1	1	1	2	1	0	0	0	0	0	0	0	0	0	0	3	5	0	1	20

Umpires - HP: GRONINGEN van Stenar 1B: HEIJNINGEN van Henri 2B: MACRI Ken 3B: Bosschaart Martijn
 Start: 19:00 Time: 2:40 Attendance:
 Weather: Partly Cloudy
 Scorers - HAMERS Rienette, NELISSEN Huub TC - BRANDSMA Johan



Technical Appointments

Wednesday July 5th

Game	At time	Venue	Home team	Visiting team
09	13:30	Familiestadion	Curacao(CUR)	Chinese Taipei (CTI)
Umpires:		Henri van Heijningen	Stenar van Groningen Schinkel	Martijn Bosschaart Ken Macri
Scorers:		Huub Nelissen	Rienette Hamers	
T.C.:		Henk van der Linde		

Game	At time	Venue	Home team	Visiting team
10	19:00	Familiestadion	Netherlands (NED)	Japan (JAP)
Umpires:		Edwin Louisa	Winfried Berkvens	Fabry Fabrizi Roy van de Wateringen
Scorers:		Brendy De Smet	Rienette Hamers	
T.C.:		Johan Brandsma		



Abbreviations

HITTING	FIELDING
2B Doubles	A Assists
3B Triples	C Chances
AB At bats	CI Catcher's interference
AVG Batting average	CSB Caught stealing by (pitcher and catcher)
BB Base on balls	DPs Double plays participated in
GPD Grounded into double plays	E Errors
GP / GS Games played / Games started	FLD% Fielding percentage
H Base hits	PB Passed balls (catcher)
HBP Hit by pitch	PO Putouts
HR Home runs	SBA Stolen bases allowed (pitcher and catcher)
IBB Intentional base on balls	SBA% Stolen bases against percentage (pitcher and catcher)
OB% On base percentage	
R Runs scored	
RBI Runs batted in	
SB / ATT Stolen bases / Stolen bases attempts	
SF Sacrifice flies	
SH Sacrifice hits	
SLG% Slugging percentage	
SO Strikeouts	
TB Total bases	
	ANALYSIS STATISTICS
	vs Left Avg against left-handed pitchers
	vs Right Avg against right-handed pitchers
	rch by leadoff Avg when leading off an inning
	with 2 outs Avg when batting with 2 outs
	w/runners on Avg when batting with runners on base
	w/bases empty Avg when batting with bases empty
	RBI ops Avg when batting with runners on 2nd or 3rd base
	Gnd out Number of ground outs (includes SACs, but not errors)
	Fly out Number of fly outs (includes SFs, but not errors)
	Fly / Gnd Fly outs to ground outs ratio
	pinch hitting Avg as pinch hitter
	with runners in scoring pos Avg when batting with runners in scoring positions
	w/rnr on 3rd and LT 2 outs Avg when batting with runner on third base and less than 2 outs
	with 2 outs Avg when batting with 2 outs
	2 out rbi Runs batted in with 2 outs
	success advancing rnr Success advancing runners
	#rnr adv w/out Number of times batter made an out and advanced at least 1 runner
	rnr lob Number of runners left on base by last batter of inning
	rch err Reach first base on error
	rch fc Reach first base on fielder's choice
	kl Strikeouts look
PITCHING	
2B Doubles allowed	
3B Triples allowed	
AB At bats	
APP / GS Appearances / Game starts	
B/Avg Opponent batting average	
BB Base on balls allowed	
BF Batters faced	
IBB Intentional base on balls allowed	
BK Balk	
CG Complete games	
ER Earned runs allowed	
ERA Earned run average	
FO Fly outs	
GO Ground outs	
H Hits allowed	
HBP Hit by pitch	
HR Home runs allowed	
IP Innings played	
R Runs allowed	
SFA Sacrifice flies allowed	
SHA Sacrifice hits allowed	
SHO/CHO Shutouts / Combination shutouts	
SO Strikeouts	
SV Saves	
W/L Wins/Losses	
WP Wild pitches	