




**WORLD PORT TOURNAMENT**





**WORLD PORT  
TOURNAMENT BASEBALL**

**[Worldporttournament.nl](http://Worldporttournament.nl)**


**Daily Report - 08**  
8 July 2017

## Teams

 Curacao	 Cuba
 Chinese Taipei	 Japan
 Netherlands	

Game	Time		Home	Guest	Results	Innings
<b>Saturday 1 July</b>						
1	13:30		Cuba	Curacao	3-2	
2	19:00		Netherlands	Chinese Taipei	1-2	
<b>Sunday 2 July</b>						
3	13:30		Curacao	Netherlands	7-10	13
4	19:00		Japan	Cuba	4-8	
<b>Monday 3 July</b>						
5	13:30		Chinese Taipei	Cuba	6-7	
6	19:00		Japan	Curacao	5-2	
<b>Tuesday 4 July</b>						
7	13:30		Chinese Taipei	Japan	1-2	
8	19:00		Cuba	Netherlands	1-6	
<b>Wednesday 5 July</b>						
9	13:30		Curacao	Chinese Taipei	3-6	
10	19:00		Netherlands	Japan	3-7	
<b>Thursday 6 July</b>						
11	13:30	A	Cuba	Japan	2-5	11
12	19:00	B	Chinese Taipei	Netherlands	4-3	
<b>Friday 7 July</b>						
13	13:30	D	Japan	Chinese Taipei	2-4	
14	19:00	C	Cuba	Curacao	3-5	
<b>Saturday 8 July</b>						
15	13:30	F	Curacao	Japan	0-15	7
			Loser = 3 <sup>e</sup> place			
16	19:00	E	Netherlands	Cuba	3-1	
			Game 4th en 5th place			
<b>Sunday 9 July</b>						
17	13:30	G	Chinese Taipei	Japan		

## Standing after First Round Robin

Pos	Team	GP	WO	LO	AVG
1	 Cuba (CUB)	4	3	1	<b>750</b>
2	 Japan (JAP)	4	3	1	<b>750</b>
3	 Chinese Taipei (CTI)	4	2	2	<b>500</b>
4	 Netherlands (NED)	4	2	2	<b>500</b>
5	 Curacao (CUR)	4	0	4	<b>0</b>



# WORLD PORT TOURNAMENT



## Game Summary 15

### Curacao (CUR) – Japan (JAP) 0-15

Score by Innings

R H E

Japan.....	111	440	4	-	15	15	0
Curacao.....	000	000	0	-	0	6	3

Jul 08, 2017 at Rotterdam (Familiestadion)

Japan 15 (4-3)

Player	AB	R	H	BI	2B	3B	HR	BB	SB	CS	HP	SH	SF	SO	IBB	KL	GDP	PO	A	E
KOBUKATA 2b	1	3	0	0	0	0	0	3	0	0	1	0	0	0	0	0	0	3	3	0
OTANI ss	4	2	3	3	3	0	0	0	0	0	0	0	1	0	1	0	0	1	0	0
HIRAYAMA ph/ss	0	0	0	1	0	0	0	0	0	0	0	0	1	0	0	0	0	0	1	0
OKURA dh	4	2	2	3	0	0	0	0	0	0	0	0	0	0	0	0	0	0	0	0
MORINAKA ph/dh	1	1	1	2	1	0	0	0	0	0	0	0	0	0	0	0	0	0	0	0
NAKANISHI lf	3	0	0	0	0	0	0	1	0	0	0	0	0	0	0	0	0	0	2	0
FUKUHARA lf	1	0	0	1	0	0	0	0	0	0	0	0	0	0	0	0	0	0	0	0
SUZUKI rf	4	0	2	3	0	0	0	0	0	0	0	0	0	0	0	0	0	0	1	0
MAEDA ph/rf	1	0	0	0	0	0	0	0	0	0	0	0	0	0	0	0	0	0	0	0
NAKAMURA lb	5	0	0	0	0	0	0	0	0	0	0	0	0	0	0	0	0	9	0	0
YAMAGISHI c	4	1	1	0	0	0	0	0	1	0	0	0	0	0	0	0	0	5	0	0
TADA cf	4	3	3	0	0	0	0	0	1	0	0	0	0	0	0	0	0	0	0	0
ARAKI 3b	3	3	3	1	0	0	0	1	0	0	0	0	0	0	0	0	0	0	5	0
YAMAGAMI p	0	0	0	0	0	0	0	0	0	0	0	0	0	0	0	0	0	0	2	0
FUKUSHIMA p	0	0	0	0	0	0	0	0	0	0	0	0	0	0	0	0	0	0	0	0
Totals.....	35	15	15	14	4	0	0	5	2	0	1	0	1	1	0	1	0	21	11	0

Curacao 0 (1-5)

Player	AB	R	H	BI	2B	3B	HR	BB	SB	CS	HP	SH	SF	SO	IBB	KL	GDP	PO	A	E
MUJICA ss	2	0	0	0	0	0	0	1	0	1	0	0	0	1	0	0	0	1	0	1
CLEOFA lf	3	0	1	0	0	0	0	0	0	0	0	0	0	1	0	0	0	3	1	1
GURP 2b	3	0	1	0	0	0	0	0	0	0	0	0	0	1	0	0	0	3	4	0
RICHARDSON rf	2	0	0	0	0	0	0	0	0	0	0	0	0	0	0	0	0	1	0	1
FECUNDA rf	1	0	0	0	0	0	0	0	0	0	0	0	0	0	0	0	0	0	1	0
JANSEN 3b	3	0	1	0	0	0	0	0	0	0	0	0	0	1	0	1	0	1	0	0
CAROLUS dh	3	0	0	0	0	0	0	0	0	0	0	0	0	1	0	0	0	0	0	0
MEYER lb	3	0	3	0	1	0	0	0	0	0	0	0	0	0	0	0	0	6	1	0
BEAUMONT c	3	0	0	0	0	0	0	0	0	0	0	0	0	0	0	0	1	2	0	0
GUSTINA cf	2	0	0	0	0	0	0	0	0	0	0	0	0	0	0	0	0	2	0	0
LA CRUS cf	0	0	0	0	0	0	0	0	0	0	0	0	0	0	0	0	0	0	0	0
RIFAEALA p	0	0	0	0	0	0	0	0	0	0	0	0	0	0	0	0	0	0	0	0
LOURENS T. p	0	0	0	0	0	0	0	0	0	0	0	0	0	0	0	0	0	0	0	0
ANTONIA p	0	0	0	0	0	0	0	0	0	0	0	0	0	0	0	0	0	0	0	0
ALBERTUS p	0	0	0	0	0	0	0	0	0	0	0	0	0	0	0	0	0	0	0	0
LOURENS M. p	0	0	0	0	0	0	0	0	0	0	0	0	0	0	0	0	0	0	0	0
HARIQUEZ p	0	0	0	0	0	0	0	0	0	0	0	0	0	0	0	0	0	1	0	0
Totals.....	25	0	6	0	1	0	0	1	0	1	0	0	0	5	0	1	1	21	6	3

Japan	IP	H	R	ER	BB	SO	WP	HB	BK	IBB	SH	SF	CI	2B	3B	HR	AB	BF	FO	GO	NP
YAMAGAMI W,2-0	5.0	4	0	0	1	4	1	0	0	0	0	0	0	1	0	0	17	18	4	5	74
FUKUSHIMA	2.0	2	0	0	0	1	0	0	0	0	0	0	0	0	0	0	8	8	0	5	21

Curacao	IP	H	R	ER	BB	SO	WP	HB	BK	IBB	SH	SF	CI	2B	3B	HR	AB	BF	FO	GO	NP
RIFAEALA L,0-2	3.1	6	4	4	1	0	1	0	0	0	0	0	0	2	0	0	16	17	8	2	68
LOURENS T.	0.0	0	2	2	2	0	0	0	0	1	0	0	0	0	0	0	0	2	0	0	10
ANTONIA	0.2	2	1	1	1	1	0	0	0	0	0	0	0	0	0	0	4	5	0	1	18
ALBERTUS	1.0	4	4	3	1	0	1	0	0	0	0	0	0	1	0	0	6	7	2	0	27
LOURENS M.	1.1	2	3	3	0	0	0	1	0	0	0	1	0	0	0	0	5	7	2	2	25
HARIQUEZ	0.2	1	1	1	0	0	1	0	0	0	0	0	0	1	0	0	4	4	0	2	6

Umpires - HP: WATERINGEN v/d Roy 1B: FABRIZI Fabry 2B: BERKVENS Winfried 3B: LOUISA Edwin Start: 13:30 Time: 2:20 Attendance:

Weather: Sunny  
Scorers - NELISSEN Huub, DE SMET Brendy  
TC - BRANDSMA Johan  
LOURENS T. faced 2 batters in the 4th.



# WORLD PORT TOURNAMENT



## Game Summary 16

Netherlands (NED) - Cuba (CUB)  
3-1



Score by Innings R H E

CUBA..... 000 001 000 - 1 6 1  
Netherlands..... 003 000 00X - 3 10 0

Jul 08, 2017 at Rotterdam (Familiestadion)

CUBA 1 (3-3)

Player	AB	R	H	BI	2B	3B	HR	BB	SB	CS	HP	SH	SF	SO	IBB	KL	GDP	PO	A	E
MEDINA 3b	3	1	1	0	0	0	0	0	0	0	0	0	0	0	0	0	0	1	2	0
BRAVO ph/3b	1	0	0	0	0	0	0	0	0	0	0	0	0	0	0	0	0	0	0	0
GALVEZ 2b	3	0	1	0	0	0	0	1	0	0	0	0	0	0	0	0	0	3	6	0
IBANEZ rf	4	0	2	1	1	0	0	0	0	0	0	0	0	1	0	1	0	1	0	0
VAZQUEZ dh	3	0	0	0	0	0	0	1	0	0	0	0	0	0	0	0	0	0	0	0
SILVA 1b	3	0	0	0	0	0	0	0	0	0	0	0	0	0	0	0	0	5	0	0
PENA lf	1	0	0	0	0	0	0	0	0	0	0	0	0	1	0	0	0	1	0	0
GUIBERT cf	4	0	1	0	0	0	0	0	0	1	0	0	0	1	0	1	0	4	0	0
GRINAN lf/1b	3	0	1	0	0	1	0	0	0	0	0	0	0	1	0	0	0	3	0	0
ABALLE c	3	0	0	0	0	0	0	0	0	0	0	0	0	2	0	0	0	4	0	0
ACEA ss	3	0	0	0	0	0	0	0	0	0	0	0	0	0	0	0	0	2	6	0
GARCIA p	0	0	0	0	0	0	0	0	0	0	0	0	0	0	0	0	0	0	0	1
RODRIGUEZ p	0	0	0	0	0	0	0	0	0	0	0	0	0	0	0	0	0	0	0	0
CASTILLO p	0	0	0	0	0	0	0	0	0	0	0	0	0	0	0	0	0	0	0	0
Totals.....	31	1	6	1	1	1	0	2	0	1	0	0	0	6	0	2	0	24	14	1

Netherlands 3 (3-3)

Player	AB	R	H	BI	2B	3B	HR	BB	SB	CS	HP	SH	SF	SO	IBB	KL	GDP	PO	A	E
GARIA cf	3	1	0	0	0	0	0	0	0	0	0	1	0	0	0	0	0	3	0	0
MEER ss	3	1	2	0	0	0	0	1	0	0	0	0	0	0	0	0	0	2	2	0
KEMP 3b	4	0	2	2	0	0	0	0	0	0	0	0	0	0	0	0	1	3	0	0
BOEKHOUDT c	3	0	1	0	1	0	0	1	0	0	0	0	0	1	0	0	1	6	0	0
LEONORA 1b	4	0	1	0	0	0	0	0	0	0	0	0	0	0	0	0	0	5	1	0
URBANUS dh	4	0	1	0	0	0	0	0	0	0	0	0	0	0	0	0	0	0	0	0
DRAIJER 2b	4	0	2	0	0	0	0	0	0	0	0	0	0	1	0	0	0	2	3	0
ENGELHARDT rf	3	0	0	0	0	0	0	1	0	0	0	0	0	0	1	0	1	0	1	0
PEELS lf	4	1	1	0	0	0	0	0	0	0	0	0	0	1	0	0	0	5	0	0
MARKWELL p	0	0	0	0	0	0	0	0	0	0	0	0	0	0	0	0	0	0	1	0
PLOEGER p	0	0	0	0	0	0	0	0	0	0	0	0	0	0	0	0	0	0	0	0
KELLY p	0	0	0	0	0	0	0	0	0	0	0	0	0	0	0	0	0	0	0	0
BOLSENBROEK p	0	0	0	0	0	0	0	0	0	0	0	0	0	0	0	0	0	0	0	0
Totals.....	32	3	10	2	1	0	0	3	0	0	0	1	0	4	0	1	2	27	7	0

CUBA	IP	H	R	ER	BB	SO	WP	HB	BK	IBB	SH	SF	CI	2B	3B	HR	AB	BF	FO	GO	NP
GARCIA L,0-1	6.0	9	3	1	0	3	0	0	0	0	1	0	0	1	0	0	25	26	4	9	87
RODRIGUEZ	0.2	1	0	0	2	0	0	0	0	0	0	0	0	0	0	0	3	5	0	2	22
CASTILLO	1.1	0	0	0	1	1	0	0	0	0	0	0	0	0	0	0	4	5	2	1	22

Netherlands	IP	H	R	ER	BB	SO	WP	HB	BK	IBB	SH	SF	CI	2B	3B	HR	AB	BF	FO	GO	NP
MARKWELL	3.1	3	0	0	0	0	0	0	0	0	0	0	0	0	1	0	11	11	5	3	33
PLOEGER W,1-0	2.2	3	1	1	2	3	0	0	0	0	0	0	0	1	0	0	11	13	3	3	45
KELLY	1.2	0	0	0	0	1	0	0	0	0	0	0	0	0	0	0	5	5	4	0	15
BOLSENBROEK S,1	1.1	0	0	0	0	2	0	0	0	0	0	0	0	0	0	0	4	4	2	0	13

Umpires - HP: MACRI Ken 1B: BOSSCHAART Martijn 2B: GRONINGEN van Stenar 3B: HEIJNINGEN van Henri Start: 19:00 Time: 2:24 Attendance:

Weather: Cloudy

Game notes:

Scorers - NELISSEN Huub, DE SMET Brendy

TC - BRANDSMA Johan



## Technical Appointments

### Sunday July 9th

Game	At time	Venue	Home team	Visiting team
17	13:30	Familiestadion	Chinese Taipei (CTI)	Japan (JAP)
<b>Umpires:</b>		Edwin Louisa	1B-Fabry Fabrizi	2B-Stenar van Groningen Schinkel
		3B-Winfried Berkvens	LF- Martijn Bosschaart	RF- Ken Macri
<b>Scorers:</b>		Brendy De Smet	Huub Nelissen	
<b>T.C.:</b>		Johan Brandsma		

# Abbreviations

HITTING		FIELDING	
2B	Doubles	A	Assists
3B	Triples	C	Chances
AB	At bats	CI	Catcher's interference
AVG	Batting average	CSB	Caught stealing by (pitcher and catcher)
BB	Base on balls	DPs	Double plays participated in
GPD	Grounded into double plays	E	Errors
GP / GS	Games played / Games started	FLD%	Fielding percentage
H	Base hits	PB	Passed balls (catcher)
HBP	Hit by pitch	PO	Putouts
HR	Home runs	SBA	Stolen bases allowed (pitcher and catcher)
IBB	Intentional base on balls	SBA%	Stolen bases against percentage (pitcher and catcher)
OB%	On base percentage		
R	Runs scored		
RBI	Runs batted in		
SB / ATT	Stolen bases / Stolen bases attempts		
SF	Sacrifice flies		
SH	Sacrifice hits		
SLG%	Slugging percentage		
SO	Strikeouts		
TB	Total bases		
PITCHING		ANALYSIS STATISTICS	
2B	Doubles allowed	vs Left	Avg against left-handed pitchers
3B	Triples allowed	vs Right	Avg against right-handed pitchers
AB	At bats	rch by leadoff	Avg when leading off an inning
APP / GS	Appearances / Game starts	with 2 outs	Avg when batting with 2 outs
B/Avg	Opponent batting average	w/runners on	Avg when batting with runners on base
BB	Base on balls allowed	w/bases empty	Avg when batting with bases empty
BF	Batters faced	RBI ops	Avg when batting with runners on 2nd or 3rd base
IBB	Intentional base on balls allowed	Gnd out	Number of ground outs (includes SACs, but not errors)
BK	Balk	Fly out	Number of fly outs (includes SFs, but not errors)
CG	Complete games	Fly / Gnd	Fly outs to ground outs ratio
ER	Earned runs allowed	pinch hitting	Avg as pinch hitter
ERA	Earned run average	with runners in scoring pos	Avg when batting with runners in scoring positions
FO	Fly outs	w/rnr on 3rd and LT 2 outs	Avg when batting with runner on third base and less than 2 outs
GO	Ground outs	with 2 outs	Avg when batting with 2 outs
H	Hits allowed	2 out rbi	Runs batted in with 2 outs
HBP	Hit by pitch	success advancing rnr	Success advancing runners
HR	Home runs allowed	#rnr adv w/out	Number of times batter made an out and advanced at least 1 runner
IP	Innings played	rnr	Number of runners left on base by last batter of inning
R	Runs allowed	rch err	Reach first base on error
SFA	Sacrifice flies allowed	rch fc	Reach first base on fielder's choice
SHA	Sacrifice hits allowed	kl	Strikeouts look
SHO/CHO	Shutouts / Combination shutouts		
SO	Strikeouts		
SV	Saves		
W/L	Wins/Losses		
WP	Wild pitches		