




WORLD PORT TOURNAMENT








**WORLD PORT
TOURNAMENT BASEBALL**

Worldporttournament.nl

Daily Report - 09
9 July 2017

Final Standing

1		Chinese Taipei (CTI)
2		Japan (JAP)
3		Curacao (CUR)
4		Netherlands (NED)
5		Cuba (CUB)



Individual Awards

Leading Batter

OKURA Takuya, JAPAN (JAP)

batting average .448

Best Pitcher

YAMAGAMI Daisuke, Japan (JAP)

ERA 0.600 in 15 innings and 2 win

Most Valuable Player

KEMP Dwayne, Netherlands(NED)

Donald Bax Press award

MUJICA Shurendell, Curacao (CUR)

Homerun King

CHEN Yi Huang, Chinese Taipei (CTI)

Most Popular Player

ARAKI Koya, Japan (JAP)

Officials

Technical Commission

Commissioners:

Johan Brandsma – Henk van der Linde




Umpires

Stenar van Groningen Schinkel (NED)	Henri van Heijningen (NED)
Winfried Berkvens (NED)	Ken Macri (BEL)
Edwin Louisa (NED)	Fabry Fabrizi (ITA)
Martijn Bosschaart (NED)	Roy van de Wateringen (NED)

Scorekeepers






Brendy DE Smet (BEL)	Huub Nelissen (NED)
Rienette Hamers (NED)	

Teams

 Curacao  Chinese Taipei  Netherlands	 Cuba  Japan
---	---

Game	Time		Home	Guest	Results	Innings
Saturday 1 July						
1	13:30		Cuba	Curacao	3-2	
2	19:00		Netherlands	Chinese Taipei	1-2	
Sunday 2 July						
3	13:30		Curacao	Netherlands	7-10	13
4	19:00		Japan	Cuba	4-8	
Monday 3 July						
5	13:30		Chinese Taipei	Cuba	6-7	
6	19:00		Japan	Curacao	5-2	
Tuesday 4 July						
7	13:30		Chinese Taipei	Japan	1-2	
8	19:00		Cuba	Netherlands	1-6	
Wednesday 5 July						
9	13:30		Curacao	Chinese Taipei	3-6	
10	19:00		Netherlands	Japan	3-7	
Thursday 6 July						
11	13:30	A	Cuba	Japan	2-5	11
12	19:00	B	Chinese Taipei	Netherlands	4-3	
Friday 7 July						
13	13:30	D	Japan	Chinese Taipei	2-4	
14	19:00	C	Cuba	Curacao	3-5	
Saturday 8 July						
15	13:30	F	Curacao	Japan	0-15	7
Loser = 3 ^e place						
16	19:00	E	Netherlands	Cuba	3-1	
Game 4th en 5th place						
Sunday 9 July						
17	13:30	G	Chinese Taipei	Japan	3-2	

Standing after First Round Robin

Pos	Team	GP	WO	LO	AVG
1	 Cuba (CUB)	4	3	1	750
2	 Japan (JAP)	4	3	1	750
3	 Chinese Taipei (CTI)	4	2	2	500
4	 Netherlands (NED)	4	2	2	500
5	 Curacao (CUR)	4	0	4	0



WORLD PORT TOURNAMENT



Roster



Cuba

CUB

##	Name	Pos	B/T	Cl	Date of Birth
---	----	---	---	--	-----
2	MEDINA Anibal	IF	R/R	SR	08/08/1991
5	SEGURA Leonel	IF	L/L	SR	08/11/1995
7	GUIBERT Yoelkuis	OF	L/L	SR	29/07/1994
9	GARCIA Cesar Raul	P	R/R	SR	05/01/1992
10	ABREU Osvaldo	IF	R/R	SR	08/06/1990
11	GALVEZ Dainer	IF	R/R	SR	08/02/1986
14	GUTIERREZ Geonel	P	R/L	SR	10/04/1994
15	IBANEZ Yusniel	OF	L/L	SR	08/02/1983
17	SILVA Edilse	OF	L/L	SR	12/03/1991
19	GONGORA Dariel	P	R/L	SR	09/12/1992
20	GRINAN Elicier	IF	R/R	SR	02/07/1996
21	PENA Jorge Luis	OF	R/R	SR	30/06/1995
22	BRAVO Humberto	IF	L/L	SR	30/09/1992
24	ABALLE Franklin	C	R/R	SR	08/12/1987
30	ACEA Roberto	IF	R/R	SR	28/01/1994
31	VAZQUEZ Osvaldo	C	R/R	SR	20/05/1990
43	SOSA Adrian Rajiv	P	R/R	SR	23/10/1986
45	MOREJON Frank Camilo	C	R/R	SR	25/01/1986
51	CRUS Yoalkis	P	R/R	SR	28/05/1979
63	RODRIGUEZ Alexander	P	R/R	SR	26/12/1982
92	RUIZ Yoandry	P	R/R	SR	24/07/1984
93	CASTILLO Luis Enrique	P	R/R	SR	02/07/1993

HERNANDEZ Vladimir	Manager
BARROSO Jesus	Chef d'equipe
SOTO Leonardo	Coach
ARTILES Osmanis	Coach
RAMON Jorge	Coach
ROSALES Heriberto	Coach
GUZMAN Jesus	Fysio



WORLD PORT TOURNAMENT



Roster

	Curacao	CUR
---	----------------	------------

##	Name	Pos	B/T	Cl	Date of Birth
---	----	---	---	--	-----
2	LA CRUS Shurman	OF	R/R	SR	23/12/93
3	FECUNDA Reyhan	OF	L/L	SR	12/11/1991
4	CAROLUS Levis	IF-OF	R/R	SR	22/09/1987
7	SNIJDERS Ulrich	C	R/R	SR	08/07/1986
8	ANTONIA Sidney	P	R/R	SR	24/06/1987
9	CLEOFA Rojean	OF	R/R	SR	11/09/1990
10	MUJICA Shurendell	IF	R/R	SR	22/03/1991
11	GURP Raywendley van	IF	R/R	SR	02/01/1989
12	LIBERIA Sorick	IF	R/R	SR	21/02/1993
13	BEAUMONT Reangelo	C	R/R	SR	19/09/1994
16	JULIANA Hershelon	P	R/R	SR	06/02/1993
17	LOURENS Temesh	P	R/R	SR	07/05/1992
18	GUSTINA Dennis	OF	L/L	SR	17/10/1995
19	ALBERTUS Rodienne	P	R/L	SR	22/07/1990
20	HARIQUEZ Claysandy	P	R/R	SR	31/05/1996
23	MEYER Edinho	IF	R/R	SR	07/02/1988
24	RICHARDSON Denzel	OF	R/R	SR	07/01/1994
26	LOURENS Marverich	P	R/L	SR	14/06/1995
29	MARTINA Kenimar	P	R/L	SR	14/06/1997
37	JANSEN Ardley	IF	R/R	SR	16/02/1983
45	GREGORIUS Johannes	IF-P	R/R	SR	16/10/1982
57	MANUEL Ruderly	P	R/R	SR	26/08/1990
99	RIFAELA Jhan	P	R/L	SR	30/06/1994

GURP Raymond van	Manager
BETORINA Ramsey	Coach
OBISPO Richard	Coach
REINA Sendley	Coach
BALENTINA Ramiro	Coach
GREGORIUS Johannes	Coach
SEFERINA Sevard	Bullpen catcher
ELEONORA Richenel	Trainer
SCHOOP Sherwin	Staff
MERITE Aron	Staff
HEYLIGER Micheline	Staff



WORLD PORT TOURNAMENT



Roster

	Japan	JAP
--	--------------	------------

##	Name	Pos	B/T	Cl	Date of Birth
--	----	---	---	--	-----
1	KUME Tateo	C	R/R	SR	17/09/1995
3	NAKAMURA Yusuke	IF	R/R	SR	19/09/1994
4	OTANI Masaki	IF	L/R	SR	30/04/1995
5	KOBUKATA Hiroto	IF	L/R	SR	28/09/1995
6	TADA Togo	IF	R/R	SR	26/06/1996
7	WAKIYA Naoyuki	IF	L/R	SR	21/04/1995
8	FUKUHARA Kenta	OF	R/R	SR	14/09/1996
9	NAKANISHI Yudai	OF	L/L	SR	18/07/1995
10	YAMAGISHI Masaki	C	R/R	SR	30/04/1995
11	YAMAGUCHI Akira	P	R/R	SR	27/09/1995
12	FUJII Ryosuke	P	R/R	SR	15/11/1996
13	OKURA Takuya	IF	L/R	SR	29/07/1995
14	OKADA Kazuma	P	R/L	SR	26/07/1995
15	KOTERA Kenko	P	R/R	SR	09/04/1996
17	YAMAGAMI Daisuke	P	R/R	SR	14/02/1997
18	YAMAMOTO Takahiro	P	R/R	SR	27/01/1997
20	YOKOYAMA Tatsuya	P	R/L	SR	22/10/1996
21	FUKUSHIMA Kosuke	P	R/R	SR	23/05/1996
22	ARAKI Koya	IF	R/R	SR	24/12/1996
23	MAEDA Ryoto	OF	R/R	SR	15/11/1996
24	HIRAYAMA Takuma	IF	R/R	SR	27/04/1995
25	SUZUKI Kazuya	OF	L/R	SR	29/01/1996
30	MORINAKA Kenta	IF	R/R	SR	08/07/1995
	HONGO Masatsuga	Head Coach			
51	GOTO Noboru	Coach			
	AOKI Takamori				
50	HAYASE Kazutoyo	Field Manager			
	NAKAMOTO Koichi	Trainer			
	YOSHIOKA Junki	Team Manager			
	KIHARA Takuma	Team Manager			



WORLD PORT TOURNAMENT



Roster

	Netherlands	NED
---	--------------------	------------

##	Name	Pos	B/T	Cl	Date of Birth
--	----	---	---	--	-----
3	DRIEL Berry van	P	R/R	SR	26/12/1984
5	LEONORA Dudley	IF	R/R	SR	15/12/1991
7	KEMP Dwayne	IF	R/R	SR	24/02/1998
8	GROOTEN Bram	OF	L/L	SR	28/01/1996
11	GARIA Chris	OF	B/R	SR	16/12/1992
12	CLARIJS Max	C	R/R	SR	11/08/1994
13	HEIJSTEK Kevin	P	R/R	SR	19/04/1988
15	PEELS Nick	OF	R/R	SR	11/06/1995
16	DELIMA Kendrick	IF	L/L	SR	02/06/1995
17	HOEK Rowan van	C	R/R	SR	17/10/1996
18	MEER Stijn van der	IF	R/L	SR	01/05/1993
19	CORDEMANS Rob	P	R/R	SR	31/10/1974
20	BOLSENBROEK Mike	P	R/R	SR	11/03/1987
23	URBANUS Nick	IF	R/L	SR	29/03/1992
25	TIMMERMANS Kaj	P	R/R	SR	08/11/1995
27	ANGELA Jerremyh	P	L/L	SR	07/07/1994
29	HUIJER Lars	P	R/R	SR	22/09/1993
30	BOEKHOUDT Gianison	C	L/R	SR	15/10/1989
33	KELLY Kevin	P	R/R	SR	27/05/1990
36	MARKWELL Diegomar	P	L/L	SR	08/08/1980
38	DRAIJER Max	IF	R/R	SR	07/10/1997
45	ENGELHARDT Rachid	OF	R/R	SR	09/11/1995
46	MIL Loek van	P	R/R	SR	15/09/1984
50	PLOEGER Jim	P	L/L	SR	21/06/1991

JANSSEN Steve	Fieldmanager
JONG Sidney de	Manager
HOEN Evert Jan 't	Coach
KINGSALE Eugene	Coach
MARTINUS Wim	Coach
INGEN Pepijn van	Trainer
SPRENGERS Kevin	Trainer
SCHOUTEN Greta	Operations manager
VISSER Jaap	Equipment manager
BERGMAN David	Scout



WORLD PORT TOURNAMENT



Roster

	Chinese Taipei	CTI
--	-----------------------	------------

##	Name	Pos	B/T	Cl	Date of Birth
--	----	---	---	--	-----
2	TSAI Ming Chueh	IF	R/R	SR	04/04/1987
7	CHENG Chih Hung	P	R/R	SR	06/06/1994
8	KO Ching Han	OF	R/R	SR	18/11/1988
11	LEE Chun Chi	P	R/R	SR	03/09/1987
13	LIN Tzu Chieh	OF	R/R	SR	13/05/1991
15	TSAI Meng HSIU	C	R/R	SR	13/05/1990
16	TAI Ju Liang	OF	R/R	SR	06/02/1992
17	LIN Chia Yu	OF	R/R	SR	28/03/1982
18	WU Sheng Feng	P	R/R	SR	28/07/1987
19	HUANG Tzu Peng	P	R/R	SR	19/03/1994
21	CHEN Yi Hung	IF	L/R	SR	26/03/1994
22	SU Wei Chuan	IF	R/R	SR	21/11/1983
25	LIAO Chuang Ju	P	L/L	SR	18/09/1989
26	LIAO Chun Kai	IF	R/R	SR	12/01/1992
27	WANG Hsin Chuan	IF	R/L	SR	23/07/1985
28	TANG Chia Chun	P	L/L	SR	21/12/1984
38	KAO Yao Tso	P	R/R	SR	25/09/1991
49	HUANG Chia Wei	C	R/R	SR	05/02/1986
62	LIN Han	IF	R/R	SR	24/01/1985
66	CHENG Wen Hao	P	R/R	SR	13/12/1990
70	WANG Cheng Hao	P	R/R	SR	25/09/1989
71	CHEN Yen Ying	OF	L/L	SR	17/10/1996
77	HUANG Wei Ming	C	R/R	SR	10/11/1993
92	HUANG Chien Lung	P	R/R	SR	10/10/1986

HSU Shun I	Manager
LI Ying Nan	Coach
LEE Chieh Chun	Coach
WANG Yen Kwo	Coach
HUANG Sheng Ju	Trainer
LUO Wan Ning	Trainer
WANG Yu Sheng	Tolk



WORLD PORT TOURNAMENT



Game Summary 1



Cuba (CUB) – Curacao (CUR) 3-2



Score by Innings	R	H	E	
Curacao.....	001	000	001	- 2 11 3
CUBA.....	101	010	00X	- 3 7 2

Jul 01, 2017 at Rotterdam (Familiestadion)

Curacao 2 (0-1)

Player	AB	R	H	BI	2B	3B	HR	BB	SB	CS	HP	SH	SF	SO	IBB	KL	GDP	PO	A	E
GURP 2b	5	1	1	0	1	0	0	0	0	0	0	0	0	1	0	0	0	2	1	1
MUJICA ss	4	0	2	1	1	0	0	0	0	0	1	0	0	1	0	0	0	1	3	0
JANSEN 3b	5	0	3	0	0	0	0	0	0	0	0	0	0	1	0	0	0	1	2	1
GREGORIUS 1b	4	0	0	0	0	0	0	0	0	0	0	0	0	1	0	0	1	5	0	0
RICHARDSON dh	4	0	1	0	0	0	0	0	1	0	0	0	0	0	0	0	0	0	0	0
CAROLUS lf	2	0	0	0	0	0	0	0	0	0	0	1	0	2	0	1	0	2	0	0
LA CRUS lf	1	0	0	0	0	0	0	0	0	0	0	0	0	0	0	0	0	2	0	0
SNIJDERS c	4	0	1	0	0	0	0	0	0	0	0	0	0	1	0	1	0	7	0	0
CLEOFA rf	4	1	2	0	0	0	0	0	0	0	0	0	0	0	0	0	0	2	0	0
GUSTINA cf	3	0	0	0	0	0	0	0	0	0	0	0	0	0	0	0	0	2	0	0
MEYER ph	1	0	1	0	0	0	0	0	0	0	0	0	0	0	0	0	0	0	0	0
LIBERIA pr	0	0	0	0	0	0	0	0	0	0	0	0	0	0	0	0	0	0	0	0
LOURENS M. p	0	0	0	0	0	0	0	0	0	0	0	0	0	0	0	0	0	0	1	0
LOURENS T. p	0	0	0	0	0	0	0	0	0	0	0	0	0	0	0	0	0	0	0	1
JULIANA p	0	0	0	0	0	0	0	0	0	0	0	0	0	0	0	0	0	0	0	0
Totals.....	37	2	11	1	2	0	0	0	1	0	1	1	0	7	0	2	1	24	7	3

CUBA 3 (1-0)

Player	AB	R	H	BI	2B	3B	HR	BB	SB	CS	HP	SH	SF	SO	IBB	KL	GDP	PO	A	E
BRAVO 3b	4	0	0	0	0	0	0	1	0	0	0	0	0	0	0	0	0	2	3	0
GALVEZ 2b	3	1	1	0	0	0	0	2	0	0	0	0	0	1	0	0	0	0	4	0
IBANEZ rf	4	0	0	0	0	0	0	1	0	0	0	0	0	1	0	0	1	1	0	0
VAZQUEZ dh	3	1	1	1	0	0	0	1	0	0	0	0	1	1	0	0	0	0	0	0
SILVA lf	3	1	2	0	0	0	0	0	0	0	1	0	0	1	0	0	0	2	0	0
SEGURA 1b	3	0	0	0	0	0	0	1	0	0	0	0	0	0	0	0	0	13	0	0
PENA cf	2	0	0	1	0	0	0	0	0	0	0	0	0	0	0	0	0	0	0	1
GUIBERT ph/cf	2	0	1	0	0	0	0	0	0	0	0	0	0	1	0	1	0	2	0	0
MOREJON c	2	0	1	1	0	0	0	1	0	0	1	0	0	0	0	0	0	7	0	0
ACEA ss	4	0	1	0	0	0	0	0	0	0	0	0	0	0	0	0	0	0	3	1
CRUS p	0	0	0	0	0	0	0	0	0	0	0	0	0	0	0	0	0	0	3	0
RODRIGUEZ p	0	0	0	0	0	0	0	0	0	0	0	0	0	0	0	0	0	0	0	0
Totals.....	30	3	7	3	0	0	0	7	0	0	2	0	1	5	0	1	1	27	13	2

Curacao	IP	H	R	ER	BB	SO	WP	HB	BK	IBB	SH	SF	CI	2B	3B	HR	AB	BF	FO	GO	NP
LOURENS M.	1.1	0	1	1	5	0	1	1	0	0	0	1	0	0	0	0	3	10	1	3	43
LOURENS T. L,0-1	4.2	6	2	0	2	3	0	1	1	0	0	0	0	0	0	0	20	23	8	2	80
JULIANA	2.0	1	0	0	0	2	0	0	0	0	0	0	0	0	0	0	7	7	3	1	29

CUBA	IP	H	R	ER	BB	SO	WP	HB	BK	IBB	SH	SF	CI	2B	3B	HR	AB	BF	FO	GO	NP
CRUS W,1-0	8.0	8	1	0	0	6	0	1	0	0	1	0	0	2	0	0	31	33	5	12	103
RODRIGUEZ S,1	1.0	3	1	1	0	1	0	0	0	0	0	0	0	0	0	0	6	6	1	1	23

Umpires - HP: HEIJNINGEN van Henri 1B: GRONINGEN van Stenar 2B: BOSSCHAART
Martijn 3B: MACRI Ken Start: 13:30 Time: 3:00 Attendance:

Weather: Cloudy

Game notes:

Scorers - HAMERS Rienette, NELISSEN Huub

TC - BRANDSMA Johan



WORLD PORT TOURNAMENT



Game Summary 2

Netherlands (NED) – Chinese Taipei (CTI) 1-2

Score by Innings	R	H	E
Chinese Taipei.....	000	000	002
Netherlands.....	100	000	000

Jul 01, 2017 at Rotterdam (Familiestadion)

Chinese Taipei 2 (1-0)

Player	AB	R	H	BI	2B	3B	HR	BB	SB	CS	HP	SH	SF	SO	IBB	KL	GDP	PO	A	E
TAI cf	3	0	0	0	0	0	0	2	0	0	0	0	0	1	0	1	0	3	0	0
CHEN Ye lf	3	0	0	0	0	0	0	0	0	0	0	0	0	1	0	1	0	0	0	0
KO ph/lf	0	0	0	0	0	0	0	1	0	0	1	0	0	0	0	0	0	0	0	0
LIN H. 2b/ss	5	0	1	0	0	0	0	0	0	0	0	0	0	1	0	0	0	2	3	1
LIN C. 1b	4	0	1	0	0	0	0	0	0	0	0	0	0	0	0	0	0	11	0	0
HUANG Chia c	4	1	3	0	0	0	0	0	0	1	0	0	0	0	0	0	0	8	0	0
TSAI Mi ss	2	0	0	0	0	0	0	1	0	1	0	0	0	0	0	0	0	0	2	0
SU ph/2b	0	0	0	0	0	0	0	0	0	0	0	1	0	0	0	0	0	0	1	0
LIAO Chun dh	4	1	2	1	0	0	0	0	0	0	0	0	0	0	0	0	0	0	0	0
WANG H. 3b	1	0	0	0	0	0	0	0	0	0	0	1	0	0	0	0	0	0	2	0
CHEN Yi ph/3b	2	0	1	0	0	0	0	0	0	0	0	0	0	0	0	0	0	0	1	0
LIN T. rf	3	0	1	1	1	0	0	0	0	0	0	0	1	0	0	0	0	1	0	0
KAO p	0	0	0	0	0	0	0	0	0	0	0	0	0	0	0	0	0	2	3	0
CHENG C. p	0	0	0	0	0	0	0	0	0	0	0	0	0	0	0	0	0	0	0	0
Totals.....	31	2	9	2	1	0	0	4	0	2	1	2	1	3	0	2	0	27	12	1

Netherlands 1 (0-1)

Player	AB	R	H	BI	2B	3B	HR	BB	SB	CS	HP	SH	SF	SO	IBB	KL	GDP	PO	A	E
GARIA cf	4	1	0	0	0	0	0	0	0	0	0	0	0	1	0	0	0	4	0	0
MEER ss	3	0	0	0	0	0	0	1	0	0	0	0	0	0	0	0	0	4	4	0
KEMP 3b	3	0	0	0	0	0	0	1	0	0	0	0	0	0	0	0	1	2	2	0
BOEKHOUDT c	4	0	0	0	0	0	0	0	0	0	0	0	0	3	0	1	0	3	0	0
LEONORA 1b	4	0	1	0	0	0	0	0	0	0	0	0	0	1	0	0	0	10	2	0
URBANUS 2b	4	0	1	0	1	0	0	0	0	0	0	0	0	0	0	0	0	1	2	0
HOEK dh	2	0	1	0	0	0	0	1	0	0	0	0	0	0	0	0	0	0	0	0
GROOTEN rf	3	0	0	0	0	0	0	0	0	0	0	0	0	2	0	0	0	1	0	0
ENGELHARDT lf	2	0	0	0	0	0	0	0	0	0	1	0	0	1	0	0	0	2	0	0
MARKWELL p	0	0	0	0	0	0	0	0	0	0	0	0	0	0	0	0	0	0	3	0
DRIEL p	0	0	0	0	0	0	0	0	0	0	0	0	0	0	0	0	0	0	0	0
MIL p	0	0	0	0	0	0	0	0	0	0	0	0	0	0	0	0	0	0	1	0
BOLSENBROEK p	0	0	0	0	0	0	0	0	0	0	0	0	0	0	0	0	0	0	0	0
Totals.....	29	1	3	0	1	0	0	3	0	0	1	0	0	8	0	1	1	27	14	0

Chinese Taipei	IP	H	R	ER	BB	SO	WP	HB	BK	IBB	SH	SF	CI	2B	3B	HR	AB	BF	FO	GO	NP
KAO	5.0	2	1	0	2	5	1	1	0	0	0	0	0	1	0	0	16	19	3	5	72
CHENG C. W,1-0	4.0	1	0	0	1	3	0	0	0	0	0	0	0	0	0	0	13	14	4	5	43

Netherlands	IP	H	R	ER	BB	SO	WP	HB	BK	IBB	SH	SF	CI	2B	3B	HR	AB	BF	FO	GO	NP
MARKWELL	7.0	5	0	0	2	1	0	0	0	0	1	0	0	1	0	0	23	26	8	10	102
DRIEL	1.0	1	0	0	0	1	0	1	0	0	0	0	0	0	0	0	4	5	0	2	18
MIL L,0-1	0.2	3	2	2	1	0	0	0	0	0	1	1	0	0	0	0	3	6	1	1	27
BOLSENBROEK	0.1	0	0	0	1	1	0	0	0	0	0	0	0	0	0	0	1	2	0	0	12

Umpires - HP: WATERINGEN v/d Roy 1B: FABRIZI Fabri 2B: BERKVENS Winfried 3B: LOUISA Edwin Start: 19:06 Time: 2:35 Attendance:

Weather: Cloudy

Game notes:

Scorers - DE SMET Brandy, NELISSEN Huub

TC - BRANDSMA Johan



WORLD PORT TOURNAMENT



Game Summary 3

Curacao (CUR) – Netherlands (NED) 7-10

Score by Innings

R H E

Netherlands..... 000 000 020 022 4 - 10 8 0
Curacao..... 002 000 000 022 1 - 7 9 1

Jul 02, 2017 at Rotterdam (Familiestadion)

Netherlands 10 (1-1)

Player	AB	R	H	BI	2B	3B	HR	BB	SB	CS	HP	SH	SF	SO	IBB	KL	GDP	PO	A	E
GARIA cf	5	2	1	2	0	1	0	1	0	0	0	0	0	0	0	0	0	4	0	0
MEER ss	6	2	1	1	0	0	0	0	0	0	0	0	0	0	0	0	0	3	11	0
KEMP 3b	3	1	2	2	0	0	0	2	1	1	0	1	0	0	0	0	0	2	4	0
BOEKHOUDT dh	3	0	1	0	0	0	0	2	0	0	0	1	0	1	1	0	0	0	0	0
LEONORA 1b	5	0	1	2	0	0	0	1	0	0	0	0	0	0	1	0	0	18	1	0
URBANUS 2b	6	1	0	1	0	0	0	0	0	0	0	0	0	2	0	0	0	3	0	0
CLARIJS c	2	0	0	0	0	0	0	0	0	0	0	0	0	2	0	1	0	5	0	0
DRAIJER ph	1	1	1	0	0	0	0	0	0	0	0	0	0	0	0	0	0	0	0	0
HOEK c	3	1	1	1	0	0	0	0	0	0	0	0	0	1	0	0	0	3	0	0
GROOTEN rf	3	2	0	0	0	0	0	2	0	0	0	0	0	0	0	0	0	1	0	0
ENGELHARDT lf	4	0	0	0	0	0	0	0	0	0	0	1	0	2	0	0	0	0	0	0
CORDEMANS p	0	0	0	0	0	0	0	0	0	0	0	0	0	0	0	0	0	0	2	0
KELLY p	0	0	0	0	0	0	0	0	0	0	0	0	0	0	0	0	0	0	0	0
BOLSENBROEK p	0	0	0	0	0	0	0	0	0	0	0	0	0	0	0	0	0	0	2	0
DRIEL p	0	0	0	0	0	0	0	0	0	0	0	0	0	0	0	0	0	0	0	0
Totals.....	41	10	8	9	0	1	0	8	1	1	0	3	0	8	2	1	0	39	20	0

Curacao 7 (0-2)

Player	AB	R	H	BI	2B	3B	HR	BB	SB	CS	HP	SH	SF	SO	IBB	KL	GDP	PO	A	E
MUJICA ss	5	1	3	1	0	0	0	0	1	0	1	0	0	0	0	0	0	3	6	1
GURP 2b	6	1	0	0	0	0	0	0	1	0	0	0	0	2	0	0	0	4	9	0
JANSEN 3b	4	0	0	1	0	0	0	0	0	0	0	1	1	1	0	1	0	2	2	0
RICHARDSON dh	6	0	1	1	0	0	0	0	0	0	0	0	0	1	0	0	0	0	0	0
MEYER 1b	5	0	1	2	0	1	0	0	0	0	0	0	0	1	0	0	0	16	0	0
LIBERIA pr	0	0	0	0	0	0	0	0	0	0	0	0	0	0	0	0	0	0	0	0
GREGORIUS 1b	0	1	0	0	0	0	0	0	0	0	0	0	0	0	0	0	0	1	0	0
CLEOFA rf/lf	5	1	1	0	0	0	0	0	0	0	0	0	0	0	0	0	0	2	0	0
LA CRUS lf	3	0	0	0	0	0	0	0	0	0	0	0	0	1	0	0	0	1	0	0
FECUNDA ph/rf	1	0	0	0	0	0	0	0	0	0	0	1	0	0	0	0	0	1	0	0
BEAUMONT c	4	1	1	1	1	0	0	0	0	0	0	0	0	1	0	0	0	7	3	0
GUSTINA cf	4	1	1	0	0	0	0	0	0	0	0	0	0	1	0	1	0	2	1	0
CAROLUS ph/lf	1	1	1	1	0	0	0	0	0	0	0	0	0	0	0	0	0	0	0	0
MANUEL p	0	0	0	0	0	0	0	0	0	0	0	0	0	0	0	0	0	0	2	0
ROSS p	0	0	0	0	0	0	0	0	0	0	0	0	0	0	0	0	0	0	0	0
MARTINA p	0	0	0	0	0	0	0	0	0	0	0	0	0	0	0	0	0	0	3	0
Totals.....	44	7	9	7	1	1	0	0	2	0	1	2	2	7	0	2	0	39	26	1

Netherlands	IP	H	R	ER	BB	SO	WP	HB	BK	IBB	SH	SF	CI	2B	3B	HR	AB	BF	FO	GO	NP
CORDEMANS	8.0	7	2	2	0	6	0	0	0	0	0	0	0	1	0	0	31	31	7	11	91
KELLY	2.0	0	0	0	0	1	0	1	0	0	0	0	0	0	0	0	6	7	1	4	30
BOLSENBROEK W,1-0	2.0	2	4	0	0	0	0	0	0	0	2	1	0	0	1	0	5	8	3	3	24
DRIEL S,1	1.0	0	1	0	0	0	0	0	0	0	0	1	0	0	0	0	2	3	1	2	14

Curacao	IP	H	R	ER	BB	SO	WP	HB	BK	IBB	SH	SF	CI	2B	3B	HR	AB	BF	FO	GO	NP
MANUEL	7.2	4	2	2	4	5	0	0	0	0	0	0	0	0	0	0	25	29	4	12	107
ROSS	1.1	0	0	0	2	1	0	0	0	0	0	0	0	0	0	0	4	6	0	3	28
MARTINA L,1-0	4.0	4	8	3	2	2	0	0	0	2	3	0	0	0	1	0	12	17	2	7	52

Umpires - HP: FABRIZI Fabry 1B: BERKVENS Winfried 2B: LOUISA Edwin 3B: WATERINGEN vd ROY Start: 13:30 Time: 3:30 Attendance:

Weather: cloudy

Game notes:

Scorers - DE SMET Brendy, HAMERS Rienette

TC - BRANDSMA Johan



WORLD PORT TOURNAMENT



Game Summary 4

Japan (JAP) – Cuba (CUB) 4-8



Score by Innings	R	H	E
CUBA.....	000	410	021 - 8 11 0
Japan.....	000	101	110 - 4 14 6

Jul 02, 2017 at Rotterdam (Familiestadion)

CUBA 8 (2-0)

Player	AB	R	H	BI	2B	3B	HR	BB	SB	CS	HP	SH	SF	SO	IBB	KL	GDP	PO	A	E
BRAVO 3b	5	0	0	0	0	0	0	1	0	0	0	0	0	2	0	1	0	2	0	0
GALVEZ 2b	4	1	1	2	0	0	0	2	0	0	0	0	0	0	0	0	0	2	6	0
IBANEZ rf	4	0	1	1	0	0	0	0	0	0	0	0	1	2	0	0	0	2	0	0
VAZQUEZ dh	5	0	3	0	1	0	0	0	0	0	0	0	0	1	0	0	0	0	0	0
SILVA lf	5	1	1	0	0	0	0	0	0	0	0	0	0	2	0	1	0	1	0	0
PENA lf	0	0	0	0	0	0	0	0	0	0	0	0	0	0	0	0	0	0	0	0
SEGURA 1b	5	1	1	0	0	0	0	0	0	0	0	0	0	1	0	1	0	13	0	0
GUIBERT cf	5	1	2	0	0	0	0	0	1	0	0	0	0	0	0	0	0	3	0	0
MOREJON c	4	2	2	1	0	0	0	1	0	0	0	0	0	0	0	0	0	3	0	0
ACEA ss	2	2	0	1	0	0	0	2	0	1	0	1	0	0	0	0	0	1	6	0
GUTIERREZ p	0	0	0	0	0	0	0	0	0	0	0	0	0	0	0	0	0	0	2	0
SOSA p	0	0	0	0	0	0	0	0	0	0	0	0	0	0	0	0	0	0	0	0
CASTILLO p	0	0	0	0	0	0	0	0	0	0	0	0	0	0	0	0	0	0	0	0
Totals.....	39	8	11	5	1	0	0	6	1	1	0	1	1	8	0	3	0	27	14	0

Japan 4 (0-1)

Player	AB	R	H	BI	2B	3B	HR	BB	SB	CS	HP	SH	SF	SO	IBB	KL	GDP	PO	A	E
KOBUKATA 2b	5	2	4	1	0	0	0	0	0	0	0	0	0	0	0	0	0	4	1	2
OTANI ss	3	0	2	1	0	1	0	1	1	0	0	1	0	0	0	0	0	1	4	2
OKURA 3b	5	0	1	1	1	0	0	0	0	0	0	0	0	1	0	0	0	1	1	1
WAKIYA 1b	4	0	0	0	0	0	0	1	0	0	0	0	0	0	0	0	0	8	1	0
MORINAKA dh	4	0	1	0	0	0	0	1	0	0	0	0	0	0	0	0	0	0	0	0
NAKANISHI lf	5	1	2	0	1	0	0	0	0	0	0	0	0	0	0	0	0	2	0	1
FUKUHARA cf	3	1	2	1	1	0	0	1	0	0	0	0	1	0	0	0	0	2	0	0
SUZUKI rf	3	0	1	0	0	0	0	0	0	0	0	0	0	1	0	0	0	1	0	0
MAEDA rf	2	0	1	0	0	0	0	0	0	0	0	0	0	0	0	0	0	1	0	0
KUME c	3	0	0	0	0	0	0	0	0	0	0	0	0	1	0	0	0	7	1	0
HIRAYAMA ph	1	0	0	0	0	0	0	0	0	0	0	0	0	0	0	0	0	0	0	0
YAMAGISHI c	1	0	0	0	0	0	0	0	0	0	0	0	0	0	0	0	0	0	0	0
YAMAMOTO p	0	0	0	0	0	0	0	0	0	0	0	0	0	0	0	0	0	0	0	0
OKADA p	0	0	0	0	0	0	0	0	0	0	0	0	0	0	0	0	0	0	0	0
FUJII p	0	0	0	0	0	0	0	0	0	0	0	0	0	0	0	0	0	0	0	0
YOKOYAMA p	0	0	0	0	0	0	0	0	0	0	0	0	0	0	0	0	0	0	1	0
Totals.....	39	4	14	4	3	1	0	4	1	0	0	1	1	3	0	0	0	27	9	6

CUBA	IP	H	R	ER	BB	SO	WP	HB	BK	IBB	SH	SF	CI	2B	3B	HR	AB	BF	FO	GO	NP
GUTIERREZ	4.2	6	1	1	4	3	0	0	1	0	1	0	0	0	0	0	19	24	4	7	112
SOSA W,1-0	2.2	6	3	3	0	0	1	0	0	0	0	1	0	2	1	0	13	14	2	6	56
CASTILLO S,1	1.2	2	0	0	0	0	0	0	0	0	0	0	0	1	0	0	7	7	3	2	19

Japan	IP	H	R	ER	BB	SO	WP	HB	BK	IBB	SH	SF	CI	2B	3B	HR	AB	BF	FO	GO	NP
YAMAMOTO	3.0	3	0	0	1	2	0	0	0	0	1	0	0	0	0	0	11	13	3	4	34
OKADA L,0-1	2.0	5	5	4	1	2	0	0	0	0	0	0	0	0	0	0	13	14	2	2	45
FUJII	2.0	2	0	0	0	2	0	0	0	0	0	0	0	0	0	0	8	8	0	4	23
YOKOYAMA	2.0	1	3	0	4	2	1	0	0	0	0	1	0	1	0	0	7	12	3	1	47

Umpires - HP: MACRI Ken 1B: BOSSCHAART Martijn 2B: GRONINGEN van Stenar 3B: HEIJNINGEN van Henri Start: 19:00 Time: 3:22 Attendance:

Weather: partly cloudy

Game notes:

Scorers - NELISSEN Huub, HAMERS Rienette

TC - BRANDSMA Johan



WORLD PORT TOURNAMENT



Game Summary 5

Chinese Taipei (CTI) – Cuba (CUB) 6-7



Score by Innings	R	H	E	
CUBA.....	110	002	300	- 7 13 2
Chinese Taipei.....	000	140	001	- 6 8 2

Jul 03, 2017 at Rotterdam (Familiestadion)

CUBA 7 (3-0)

Player	AB	R	H	BI	2B	3B	HR	BB	SB	CS	HP	SH	SF	SO	IBB	KL	GDP	PO	A	E
BRAVO 3b	3	2	2	0	0	0	0	2	1	1	0	0	0	1	0	0	0	0	4	0
GALVEZ 2b	4	1	2	0	1	0	0	1	0	1	0	0	0	0	0	0	0	5	0	0
IBANEZ rf	2	1	1	1	0	0	0	1	0	0	0	1	1	0	0	0	0	1	0	0
VAZQUEZ dh	5	0	1	0	0	0	0	0	0	0	0	0	0	3	0	1	1	0	0	0
ABREU pr/dh	0	0	0	0	0	0	0	0	0	0	0	0	0	0	0	0	0	0	0	0
SILVA lf	5	1	2	2	0	0	0	0	0	0	0	0	0	0	0	0	0	0	0	0
PENA pr/lf	0	0	0	0	0	0	0	0	0	0	0	0	0	0	0	0	0	1	0	0
SEGURA 1b	5	2	2	1	0	0	0	0	0	0	0	0	0	0	0	0	0	8	0	0
GUIBERT cf	4	0	1	0	0	0	0	0	0	0	0	0	0	1	0	0	0	5	0	0
MOREJON c	4	0	2	2	1	0	0	0	0	0	0	0	0	0	0	0	0	5	1	0
ACEA ss	4	0	0	0	0	0	0	0	0	0	0	0	0	1	0	0	0	2	5	2
GARCIA p	0	0	0	0	0	0	0	0	0	0	0	0	0	0	0	0	0	0	2	0
RUIZ p	0	0	0	0	0	0	0	0	0	0	0	0	0	0	0	0	0	0	2	0
RODRIGUEZ p	0	0	0	0	0	0	0	0	0	0	0	0	0	0	0	0	0	0	0	0
CASTILLO p	0	0	0	0	0	0	0	0	0	0	0	0	0	0	0	0	0	0	0	0
Totals.....	36	7	13	6	2	0	0	4	1	2	0	1	1	6	0	1	1	27	14	2

Chinese Taipei 6 (1-1)

Player	AB	R	H	BI	2B	3B	HR	BB	SB	CS	HP	SH	SF	SO	IBB	KL	GDP	PO	A	E
TAI cf	4	2	2	0	1	0	0	1	1	0	0	0	0	0	1	0	0	2	0	1
CHEN Ye lf	1	0	0	0	0	0	0	0	0	0	0	0	0	1	0	1	0	0	0	0
LIN C. ph/lf	2	0	0	0	0	0	0	0	0	0	0	2	0	0	0	0	0	2	0	0
LIN H. 2b	3	2	1	1	1	0	0	2	0	0	0	0	0	0	1	0	0	3	5	0
HUANG Chia c	4	0	1	3	1	0	0	0	0	0	0	0	0	0	0	0	0	5	1	0
HUANG Wei c	0	0	0	0	0	0	0	0	0	0	0	0	0	0	0	0	0	1	0	0
TSAI Me ph	1	0	0	0	0	0	0	0	0	0	0	0	0	0	0	0	0	0	0	0
LIAO Chun dh	3	0	0	2	0	0	0	1	0	0	0	0	1	2	0	1	0	0	0	0
CHEN Yi 1b	1	0	0	0	0	0	0	1	0	1	0	0	0	0	0	0	0	5	1	0
SU 1b	2	0	1	0	0	0	0	0	0	0	0	0	0	1	0	0	0	2	1	0
LIN T. ph	1	0	0	0	0	0	0	0	0	0	0	0	0	0	0	0	0	0	0	0
WANG H. 3b	4	1	2	0	0	0	0	0	0	0	0	0	0	0	0	0	0	1	3	1
TSAI Mi ss	2	1	0	0	0	0	0	1	0	0	0	1	0	0	0	0	0	1	3	0
KO rf	3	0	1	0	0	0	0	0	0	0	0	1	0	0	0	0	0	2	0	0
HUANG T. p	0	0	0	0	0	0	0	0	0	0	0	0	0	0	0	0	0	2	0	0
LIAO Chuang p	0	0	0	0	0	0	0	0	0	0	0	0	0	0	0	0	0	0	0	0
CHENG W. p	0	0	0	0	0	0	0	0	0	0	0	0	0	0	0	0	0	0	0	0
TANG p	0	0	0	0	0	0	0	0	0	0	0	0	0	0	0	0	0	0	0	0
WANG C. p	0	0	0	0	0	0	0	0	0	0	0	0	0	0	0	0	0	0	0	0
HUANG Chien p	0	0	0	0	0	0	0	0	0	0	0	0	0	0	0	0	0	0	1	0
WU p	0	0	0	0	0	0	0	0	0	0	0	0	0	0	0	0	0	1	0	0
Totals.....	31	6	8	6	3	0	0	6	1	1	0	4	1	4	2	2	0	27	15	2



WORLD PORT TOURNAMENT



CUBA	IP	H	R	ER	BB	SO	WP	HB	BK	IBB	SH	SF	CI	2B	3B	HR	AB	BF	FO	GO	NP
GARCIA	4.2	5	5	5	4	1	0	0	0	1	1	1	0	3	0	0	16	22	5	7	95
RUIZ W,1-0	3.1	3	1	0	0	3	0	0	0	0	2	0	0	0	0	0	12	14	3	4	63
RODRIGUEZ	0.2	0	0	0	2	0	0	0	0	1	1	0	0	0	0	0	2	5	0	2	17
CASTILLO S,2	0.1	0	0	0	0	0	0	0	0	0	0	0	0	0	0	0	1	1	1	0	3

Chinese Taipei	IP	H	R	ER	BB	SO	WP	HB	BK	IBB	SH	SF	CI	2B	3B	HR	AB	BF	FO	GO	NP
HUANG T.	5.0	5	2	1	1	3	0	0	0	0	0	1	0	1	0	0	18	20	3	7	77
LIAO Chuang	0.2	2	2	2	1	1	1	0	0	0	0	0	0	0	0	0	4	5	0	1	25
CHENG W. L,0-1	0.1	1	2	2	2	0	0	0	0	0	0	0	0	0	0	0	2	4	0	1	14
TANG	0.1	0	0	0	0	0	0	0	0	0	1	0	0	0	0	0	0	1	0	1	1
WANG C.	0.2	2	1	0	0	1	0	0	0	0	0	0	0	0	0	0	4	4	1	0	12
HUANG Chien	1.2	3	0	0	0	1	0	0	0	0	0	0	0	1	0	0	7	7	3	0	25
WU	0.1	0	0	0	0	0	0	0	0	0	0	0	0	0	0	0	1	1	0	1	2

Umpires - HP: BOSSCHAART Martijn 1B: MACRI Ken 2B: HEIJNINGEN van Henri 3B: Groningen van Stenar
 GRONINGEN van Stenar Start: 13:30 Time: 3:25 Attendance:

Weather: Cloudy

Game notes:

Scorers - HAMERS Rienette, DE SMET Brendy

TC - BRANDSMA Johan

CHENG W. faced 2 batters in the 7th.

RUIZ faced 1 batter in the 9th.



WORLD PORT TOURNAMENT



Game Summary 6

Japan (JAP) – Curacao (CUR) 5-2



Score by Innings	R	H	E
Curacao.....	100	000	100 - 2 7 3
Japan.....	040	100	00X - 5 10 0

Jul 03, 2017 at Rotterdam (Familiestadion)

Curacao 2 (0-3)

Player	AB	R	H	BI	2B	3B	HR	BB	SB	CS	HP	SH	SF	SO	IBB	KL	GDP	PO	A	E
MUJICA ss	3	1	1	0	0	0	0	1	0	0	0	0	0	0	0	0	0	2	6	1
LIBERIA 2b	2	0	1	1	0	0	0	2	0	0	0	0	0	0	0	0	0	3	2	0
JANSEN 3b	4	0	1	1	0	0	0	0	0	0	0	0	0	2	0	1	0	1	1	1
RICHARDSON rf/lf	4	0	0	0	0	0	0	0	0	0	0	0	0	2	0	0	0	4	0	0
MEYER 1b	4	0	0	0	0	0	0	0	0	0	0	0	0	0	0	0	0	5	2	0
GREGORIUS dh	4	0	2	0	0	0	0	0	0	0	0	0	0	0	0	0	0	0	0	0
CAROLUS lf	3	0	0	0	0	0	0	0	0	0	0	0	0	2	0	0	0	0	0	0
FECUNDA rf	1	0	1	0	0	0	0	0	0	0	0	0	0	0	0	0	0	1	0	0
SNIJDERS c	3	0	0	0	0	0	0	0	0	0	0	0	0	3	0	0	0	3	1	0
BEAUMONT c	1	0	0	0	0	0	0	0	0	0	0	0	0	0	0	0	1	1	0	0
CLEOFA cf	3	1	1	0	1	0	0	1	0	0	0	0	0	1	0	0	0	3	0	0
ALBERTUS p	0	0	0	0	0	0	0	0	0	0	0	0	0	0	0	0	0	0	0	1
HARIQUEZ p	0	0	0	0	0	0	0	0	0	0	0	0	0	0	0	0	0	1	0	0
RIFAELA p	0	0	0	0	0	0	0	0	0	0	0	0	0	0	0	0	0	0	0	0
ANTONIA p	0	0	0	0	0	0	0	0	0	0	0	0	0	0	0	0	0	0	0	0
JULIANA p	0	0	0	0	0	0	0	0	0	0	0	0	0	0	0	0	0	0	0	0
Totals.....	32	2	7	2	1	0	0	4	0	0	0	0	0	10	0	1	1	24	12	3

Japan 5 (1-1)

Player	AB	R	H	BI	2B	3B	HR	BB	SB	CS	HP	SH	SF	SO	IBB	KL	GDP	PO	A	E
TADA 2b	5	2	3	1	0	0	0	0	1	0	0	0	0	0	0	0	0	1	1	0
NAKAMURA 1b	4	0	1	1	0	0	0	0	0	0	0	0	0	0	0	0	0	11	1	0
OKURA dh	3	0	1	1	0	0	0	1	0	0	0	0	0	0	0	0	0	0	0	0
NAKANISHI lf	3	0	1	0	0	0	0	1	0	0	0	0	0	1	0	0	0	1	1	0
MAEDA rf	4	0	1	1	0	0	0	0	0	0	0	0	0	0	0	0	0	0	0	0
HIRAYAMA ss	4	0	0	0	0	0	0	0	0	0	0	0	0	0	0	0	0	1	4	0
FUKUHARA cf	4	1	0	0	0	0	0	0	0	0	0	0	0	1	0	1	0	1	0	0
YAMAGISHI c	4	1	1	0	0	0	0	0	0	0	0	0	0	1	0	0	0	10	1	0
ARAKI 3b	4	1	2	0	0	0	0	0	0	0	0	0	0	0	0	0	0	1	4	0
YAMAGAMI p	0	0	0	0	0	0	0	0	0	0	0	0	0	0	0	0	0	1	0	0
KOTERA p	0	0	0	0	0	0	0	0	0	0	0	0	0	0	0	0	0	0	0	0
FUKUSHIMA p	0	0	0	0	0	0	0	0	0	0	0	0	0	0	0	0	0	0	0	0
YAMAGUCHI p	0	0	0	0	0	0	0	0	0	0	0	0	0	0	0	0	0	0	0	0
Totals.....	35	5	10	4	0	0	0	2	1	0	0	0	0	3	0	1	0	27	12	0

Curacao	IP	H	R	ER	BB	SO	WP	HB	BK	IBB	SH	SF	CI	2B	3B	HR	AB	BF	FO	GO	NP
ALBERTUS L,0-1	2.0	7	4	0	1	0	0	0	0	0	0	0	0	0	0	0	13	14	1	3	46
HARIQUEZ	3.0	1	1	0	0	1	0	0	0	0	0	0	0	0	0	0	11	11	5	3	39
RIFAELA	1.0	0	0	0	0	1	0	0	0	0	0	0	0	0	0	0	3	3	2	0	13
ANTONIA	1.0	0	0	0	1	0	0	0	0	0	0	0	0	0	0	0	3	4	2	1	12
JULIANA	1.0	2	0	0	0	1	0	0	0	0	0	0	0	0	0	0	5	5	0	2	23

Japan	IP	H	R	ER	BB	SO	WP	HB	BK	IBB	SH	SF	CI	2B	3B	HR	AB	BF	FO	GO	NP
YAMAGAMI	4.0	3	1	1	1	5	2	0	0	0	0	0	0	0	0	0	14	15	2	4	66
KOTERA	0.2	0	0	0	3	1	0	0	0	0	0	0	0	0	0	0	2	5	0	1	22
FUKUSHIMA W,1-0	2.1	3	1	1	0	3	0	0	0	0	0	0	0	1	0	0	10	10	3	1	39
YAMAGUCHI S,1	2.0	1	0	0	0	1	0	0	0	0	0	0	0	0	0	0	6	6	0	4	24

Umpires - HP: LOUISA Edwin 1B: WATERINGEN v/d Roy 2B: FABRIZI Fabry 3B: BERKVEN'S Winfried
 BERKVEN'S Winfried Start: 19:00 Time: 2:38 Attendance:
 Scorers - NELISSEN Huub, DE SMET Brendy
 TC - BRANDSMA Johan



WORLD PORT TOURNAMENT



Game Summary 7



Chinese Taipei (CTI) – Japan (JAP) 1-2



Score by Innings	R	H	E
Japan.....	000	101	000
Chinese Taipei.....	000	010	000
	-	2	5
	-	1	4

Jul 04, 2017 at Rotterdam (Familiestadion)

Japan 2 (2-1)

Player	AB	R	H	BI	2B	3B	HR	BB	SB	CS	HP	SH	SF	SO	IBB	KL	GDP	PO	A	E
KOBUKATA 2b	2	0	0	0	0	0	0	2	1	0	0	0	0	0	0	0	0	1	2	0
OTANI ss	4	0	0	0	0	0	0	0	0	0	0	0	0	0	0	0	0	0	3	0
OKURA 3b	4	2	2	0	0	0	0	0	0	0	0	0	0	0	0	0	0	0	3	0
WAKIYA dh	3	0	0	0	0	0	0	0	0	0	0	1	0	0	0	0	0	1	0	0
NAKANISHI lf	3	0	0	0	0	0	0	1	0	0	0	0	0	0	0	0	0	1	0	0
MORINAKA 1b	4	0	2	2	0	0	0	0	0	0	0	0	0	0	0	0	0	10	1	0
FUKUHARA rf	3	0	1	0	1	0	0	1	0	0	0	0	0	0	0	0	0	3	0	0
KUME c	3	0	0	0	0	0	0	0	0	0	0	1	0	1	0	0	0	4	1	0
TADA cf	3	0	0	0	0	0	0	0	0	0	0	0	0	1	0	0	0	7	0	1
YAMAMOTO p	0	0	0	0	0	0	0	0	0	0	0	0	0	0	0	0	0	1	1	0
FUJII p	0	0	0	0	0	0	0	0	0	0	0	0	0	0	0	0	0	0	0	0
Totals.....	29	2	5	2	1	0	0	4	1	0	0	2	0	2	0	0	1	27	11	1

Chinese Taipei 1 (1-2)

Player	AB	R	H	BI	2B	3B	HR	BB	SB	CS	HP	SH	SF	SO	IBB	KL	GDP	PO	A	E
WANG H. 3b	4	0	0	0	0	0	0	0	0	0	0	0	0	0	0	0	0	1	4	1
CHEN Ye lf	2	0	0	0	0	0	0	0	0	0	0	0	0	1	0	0	0	1	0	0
SU ph/lf	2	0	1	0	0	0	0	0	0	0	0	0	0	0	0	0	0	0	0	0
LIN H. 2b	4	0	0	0	0	0	0	0	0	0	0	0	0	1	0	1	0	2	5	0
HUANG Chia c	3	0	1	0	0	0	0	1	0	0	0	0	0	0	0	0	0	2	0	0
LIAO Chun ss	3	0	0	0	0	0	0	0	0	0	0	1	0	1	0	1	0	1	4	0
TSAI Me dh	3	0	1	0	0	0	0	0	0	0	0	0	0	0	0	0	0	0	0	0
TAI pr/dh	0	0	0	0	0	0	0	0	0	0	0	0	0	0	0	0	0	0	0	0
LIN T. ph	1	0	0	0	0	0	0	0	0	0	0	0	0	1	0	0	0	0	0	0
LIN C. cf	2	0	0	0	0	0	0	0	0	0	0	1	0	0	0	0	0	4	0	0
CHEN Yi 1b	1	1	1	1	0	0	1	2	0	0	0	0	0	0	0	0	0	15	1	0
KO rf	2	0	0	0	0	0	0	0	0	0	0	1	0	0	0	0	0	1	0	1
LEE p	0	0	0	0	0	0	0	0	0	0	0	0	0	0	0	0	0	1	0	0
CHENG W. p	0	0	0	0	0	0	0	0	0	0	0	0	0	0	0	0	0	0	0	0
HUANG Chien p	0	0	0	0	0	0	0	0	0	0	0	0	0	0	0	0	0	0	1	0
TANG p	0	0	0	0	0	0	0	0	0	0	0	0	0	0	0	0	0	0	0	0
WANG C. p	0	0	0	0	0	0	0	0	0	0	0	0	0	0	0	0	0	0	1	1
Totals.....	27	1	4	1	0	0	1	3	0	0	0	3	0	4	0	2	1	27	17	2

Japan	IP	H	R	ER	BB	SO	WP	HB	BK	IBB	SH	SF	CI	2B	3B	HR	AB	BF	FO	GO	NP
YAMAMOTO W,1-0	7.0	4	1	1	3	2	1	0	0	0	3	0	0	0	0	1	21	27	9	9	101
FUJII S,1	2.0	0	0	0	0	2	0	0	0	0	0	0	0	0	0	0	6	6	3	1	24

Chinese Taipei	IP	H	R	ER	BB	SO	WP	HB	BK	IBB	SH	SF	CI	2B	3B	HR	AB	BF	FO	GO	NP
LEE	5.2	2	2	1	3	0	0	0	0	0	1	0	0	0	0	0	19	23	4	13	83
CHENG W. L,0-2	0.1	1	0	0	0	0	0	0	0	0	0	0	0	0	0	0	1	1	0	0	4
HUANG Chien	1.1	2	0	0	0	1	0	0	0	0	1	0	0	1	0	0	5	6	1	2	15
TANG	0.2	0	0	0	0	0	0	0	0	0	0	0	0	0	0	0	1	1	0	1	1
WANG C.	1.0	0	0	0	1	1	0	0	0	0	0	0	0	0	0	0	3	4	1	1	15

Umpires - HP: BERKVENNS Winfried 1B: LOUISA Edwin 2B: WATERINGEN v/d Roy 3B: FABRIZI Fabry
FABRIZI Fabry Start: 13:30 Time: 2:24 Attendance:

Weather: Sunny

Game notes:

Scorers - DE SMET Brandy, NELISSEN Huub

TC - LINDE van der Henk



WORLD PORT TOURNAMENT



Game Summary 8

Cuba (CUB) – Netherlands (NED)

1-6



Score by Innings				R	H	E	
Netherlands.....	101	120	001	-	6	12	0
CUBA.....	100	000	000	-	1	7	0

Jul 04, 2017 at Rotterdam (Familiestadion)

Netherlands 6 (2-1)

Player	AB	R	H	BI	2B	3B	HR	BB	SB	CS	HP	SH	SF	SO	IBB	KL	GDP	PO	A	E
GARIA cf	2	1	0	0	0	0	0	1	1	0	1	1	0	2	0	0	0	0	0	0
MEER ss	4	1	1	0	0	0	0	1	0	0	0	0	0	0	0	0	0	1	6	0
KEMP 3b	4	1	2	0	0	0	0	0	0	0	0	1	0	1	0	0	1	0	2	0
BOEKHOUDT c	3	1	2	2	1	0	0	2	0	0	0	0	0	0	0	0	1	7	0	0
LEONORA 1b	5	0	2	0	0	0	0	0	0	0	0	0	0	1	0	0	0	15	1	0
URBANUS dh	4	1	1	1	0	0	0	0	0	0	0	0	0	1	0	0	0	0	0	0
DRAIJER 2b	4	0	2	2	0	0	0	0	0	0	0	0	0	0	0	0	0	2	6	0
ENGELHARDT rf	2	0	1	0	0	0	0	0	0	0	0	1	0	1	0	0	0	0	0	0
DELIMA ph	1	0	0	0	0	0	0	0	0	0	0	0	0	0	0	0	0	0	0	0
GROOTEN rf	0	0	0	0	0	0	0	0	0	0	0	0	0	0	0	0	0	0	0	0
PEELS lf	4	1	1	0	0	0	0	0	1	0	0	0	0	1	0	0	0	1	0	0
HUIJER p	0	0	0	0	0	0	0	0	0	0	0	0	0	0	0	0	0	1	2	0
ANGELA p	0	0	0	0	0	0	0	0	0	0	0	0	0	0	0	0	0	0	0	0
HEIJSTEK p	0	0	0	0	0	0	0	0	0	0	0	0	0	0	0	0	0	0	0	0
Totals.....	33	6	12	5	1	0	0	4	2	0	1	3	0	7	0	0	2	27	17	0

CUBA 1 (3-1)

Player	AB	R	H	BI	2B	3B	HR	BB	SB	CS	HP	SH	SF	SO	IBB	KL	GDP	PO	A	E
BRAVO 3b	3	1	0	0	0	0	0	1	0	0	0	0	0	1	0	1	0	0	1	0
GALVEZ 2b/ss	4	0	0	0	0	0	0	0	0	0	0	0	0	1	0	0	0	5	3	0
IBANEZ rf	4	0	1	0	0	0	0	0	0	0	0	0	0	2	0	0	0	1	0	0
VAZQUEZ dh	4	0	2	1	0	0	0	0	0	0	0	0	0	0	0	0	0	0	0	0
SILVA lf	3	0	2	0	0	0	0	0	0	0	0	0	0	1	0	0	0	0	1	0
PENA lf	1	0	0	0	0	0	0	0	0	0	0	0	0	0	0	0	1	0	0	0
SEGURA 1b	3	0	0	0	0	0	0	0	0	0	0	0	0	0	0	0	1	7	0	0
GRINAN 1b	1	0	0	0	0	0	0	0	0	0	0	0	0	0	0	0	0	3	0	0
GUIBERT cf	3	0	2	0	1	0	0	0	0	0	0	0	0	0	0	0	0	1	0	0
MOREJON c	2	0	0	0	0	0	0	0	0	0	0	0	0	1	0	0	0	6	1	0
ABALLE c	1	0	0	0	0	0	0	0	0	0	0	0	0	0	0	0	0	1	0	0
ACEA ss	2	0	0	0	0	0	0	0	0	0	0	0	0	0	0	0	0	2	4	0
ABREU ph	1	0	0	0	0	0	0	0	0	0	0	0	0	1	0	0	0	0	0	0
MEDINA 2b	0	0	0	0	0	0	0	0	0	0	0	0	0	0	0	0	0	0	2	0
GONGORA p	0	0	0	0	0	0	0	0	0	0	0	0	0	0	0	0	0	0	4	0
SOSA p	0	0	0	0	0	0	0	0	0	0	0	0	0	0	0	0	0	1	1	0
RODRIGUEZ p	0	0	0	0	0	0	0	0	0	0	0	0	0	0	0	0	0	0	0	0
Totals.....	32	1	7	1	1	0	0	1	0	0	0	0	0	7	0	1	2	27	17	0

Netherlands	IP	H	R	ER	BB	SO	WP	HB	BK	IBB	SH	SF	CI	2B	3B	HR	AB	BF	FO	GO	NP
HUIJER W,1-0	7.0	6	1	1	1	5	1	0	0	0	0	0	0	1	0	0	26	27	1	14	91
ANGELA	1.0	0	0	0	0	2	0	0	0	0	0	0	0	0	0	0	3	3	1	0	14
HEIJSTEK	1.0	1	0	0	0	0	0	0	0	0	0	0	0	0	0	0	3	3	0	2	7
CUBA	IP	H	R	ER	BB	SO	WP	HB	BK	IBB	SH	SF	CI	2B	3B	HR	AB	BF	FO	GO	NP
GONGORA L,0-1	6.0	9	5	5	2	6	1	1	0	0	3	0	0	1	0	0	23	29	1	11	103
SOSA	2.0	2	0	0	0	0	0	0	0	0	0	0	0	0	0	0	7	7	2	3	26
RODRIGUEZ	1.0	1	1	1	2	1	0	0	0	0	0	0	0	0	0	0	3	5	0	1	20

Umpires - HP: GRONINGEN van Stenar 1B: HEIJNINGEN van Henri 2B: MACRI Ken 3B: Bosschaart Martijn Start: 19:00 Time: 2:40 Attendance:
 Weather: Partly Cloudy
 Scorers - HAMERS Rienette, NELISSEN Huub TC - BRANDSMA Johan



WORLD PORT TOURNAMENT



Game Summary 9

Curacao (CUR) – Chinese Taipei (CTI) 3-6



Score by Innings	R	H	E	
Chinese Taipei.....	011	003	010	- 6 8 2
Curacao.....	001	002	000	- 3 8 3

Jul 05, 2017 at Rotterdam (Familiestadion)

Chinese Taipei 6 (2-2)

Player	AB	R	H	BI	2B	3B	HR	BB	SB	CS	HP	SH	SF	SO	IBB	KL	GDP	PO	A	E
LIN H. 2b	3	0	0	0	0	0	0	2	0	0	0	0	0	1	0	0	0	3	2	1
SU lf	5	0	1	2	0	0	0	0	0	0	0	0	0	0	0	0	0	2	1	0
LIAO Chun ss	2	1	1	0	0	0	0	3	1	0	0	0	0	1	0	1	0	0	2	0
HUANG Chia c	4	0	1	1	0	0	0	1	0	0	0	0	0	1	0	1	0	5	0	1
HUANG Wei c	0	0	0	0	0	0	0	0	0	0	0	0	0	0	0	0	0	2	0	0
CHEN Yi 1b	5	0	0	0	0	0	0	0	0	0	0	0	0	2	0	2	0	10	0	0
LIN C. cf	5	1	1	0	0	0	0	0	1	1	0	0	0	0	0	0	0	4	0	0
TSAI Me dh	2	0	0	0	0	0	0	0	0	0	0	0	0	1	0	0	0	0	0	0
TSAI Mi ph/dh	2	0	0	0	0	0	0	0	0	0	0	0	0	1	0	1	0	0	0	0
LIN T. ph	1	0	0	0	0	0	0	0	0	0	0	0	0	0	0	0	0	0	0	0
KO rf	4	3	3	1	1	0	0	0	0	0	0	1	0	0	0	0	0	1	0	0
WANG H. 3b	3	1	1	1	0	0	0	2	0	0	0	0	0	1	0	0	0	0	5	0
KAO p	0	0	0	0	0	0	0	0	0	0	0	0	0	0	0	0	0	0	3	0
CHENG C. p	0	0	0	0	0	0	0	0	0	0	0	0	0	0	0	0	0	0	0	0
WANG C. p	0	0	0	0	0	0	0	0	0	0	0	0	0	0	0	0	0	0	0	0
Totals.....	36	6	8	5	1	0	0	8	2	1	0	1	0	8	0	5	0	27	13	2

Curacao 3 (0-4)

Player	AB	R	H	BI	2B	3B	HR	BB	SB	CS	HP	SH	SF	SO	IBB	KL	GDP	PO	A	E
MUJICA ss	4	1	0	0	0	0	0	1	0	0	0	0	0	0	0	0	0	1	3	0
GURP 2b/3b	4	1	4	1	1	0	0	0	1	0	0	0	0	0	0	0	0	3	1	1
JANSEN 3b/1b	4	0	0	0	0	0	0	0	0	0	0	0	0	0	0	0	0	2	2	0
GREGORIUS dh	4	0	2	2	0	0	0	0	0	0	0	0	0	1	0	0	0	0	0	0
MEYER 1b	3	0	1	0	0	0	0	0	0	0	0	0	0	1	0	0	0	3	0	1
LIBERIA pr/2b	1	0	0	0	0	0	0	0	0	0	0	0	0	1	0	0	0	2	0	0
CLEOFA lf	3	0	0	0	0	0	0	1	0	0	0	0	0	0	0	0	0	1	0	0
FECUNDA rf	3	0	0	0	0	0	0	0	0	0	0	0	0	2	0	0	0	4	0	0
RICHARDSON ph/rf	1	0	0	0	0	0	0	0	0	0	0	0	0	0	0	0	0	0	0	0
BEAUMONT c	4	1	1	0	0	0	0	0	0	0	0	0	0	2	0	0	0	8	1	0
GUSTINA cf	4	0	0	0	0	0	0	0	1	0	0	0	0	0	0	0	0	3	0	0
RIFAEIA p	0	0	0	0	0	0	0	0	0	0	0	0	0	0	0	0	0	0	0	0
LOURENS T. p	0	0	0	0	0	0	0	0	0	0	0	0	0	0	0	0	0	0	0	1
LOURENS M. p	0	0	0	0	0	0	0	0	0	0	0	0	0	0	0	0	0	0	0	0
JULIANA p	0	0	0	0	0	0	0	0	0	0	0	0	0	0	0	0	0	0	0	0
ROSS p	0	0	0	0	0	0	0	0	0	0	0	0	0	0	0	0	0	0	1	0
Totals.....	35	3	8	3	1	0	0	2	2	0	0	0	0	7	0	0	0	27	8	3

Chinese Taipei	IP	H	R	ER	BB	SO	WP	HB	BK	IBB	SH	SF	CI	2B	3B	HR	AB	BF	FO	GO	NP
KAO W,1-0	5.2	6	3	3	1	3	0	0	0	0	0	0	0	1	0	0	22	23	3	9	87
CHENG C.	1.0	1	0	0	1	2	0	0	0	0	0	0	0	0	0	0	5	6	1	0	18
WANG C. S,1	2.1	1	0	0	0	2	0	0	0	0	0	0	0	0	0	0	8	8	4	1	42

Curacao	IP	H	R	ER	BB	SO	WP	HB	BK	IBB	SH	SF	CI	2B	3B	HR	AB	BF	FO	GO	NP
RIFAEIA L,0-1	2.1	3	2	1	3	2	1	0	0	0	0	0	0	1	0	0	11	14	4	1	51
LOURENS T.	3.0	0	2	0	1	3	0	0	1	0	1	0	0	0	0	0	10	12	4	2	43
LOURENS M.	0.0	0	1	1	2	0	0	0	0	0	0	0	0	0	0	0	0	2	0	0	10
JULIANA	1.2	3	1	1	1	2	0	0	0	0	0	0	0	0	0	0	7	8	1	1	29
ROSS	2.0	2	0	0	1	1	0	0	0	0	0	0	0	0	0	0	8	9	4	1	27

Umpires - HP: HEIJNINGEN van Henry 1B: GRONINGEN van Stenar 2B: BOSSCHAART Martijn 3B: MACRI Ken Start: 13:30 Time: 3:09 Attendance:

Weather: partly cloudy

Game notes:

Scorers - DE SMET Brendy, HAMERS Rienette

TC - LINDE van der Henk

LOURENS M. faced 2 batters in the 6th.

JULIANA faced 2 batters in the 8th.



WORLD PORT TOURNAMENT



Game Summary 10

Netherlands (NED) – Japan (JAP) 3-7



Score by Innings	R	H	E
Japan.....	002	003	200
Netherlands.....	000	000	003
	-	7	12
	-	3	5
		1	3

Jul 05, 2017 at Rotterdam (Familiestadion)

Japan 7 (2-2)

Player	AB	R	H	BI	2B	3B	HR	BB	SB	CS	HP	SH	SF	SO	IBB	KL	GDP	PO	A	E
KOBUKATA 2b	4	0	2	1	0	0	0	0	0	0	0	1	0	0	0	0	0	4	4	0
OTANI ss	4	1	2	1	0	0	0	1	0	0	0	0	0	0	0	0	0	1	3	1
FUKUHARA lf	5	0	1	2	1	0	0	0	0	0	0	0	0	1	0	0	0	1	0	0
WAKIYA dh	5	1	2	0	0	0	0	0	1	0	0	0	0	1	0	1	0	0	0	0
MORINAKA 1b	3	0	0	0	0	0	0	0	0	0	0	0	0	1	0	0	0	6	1	0
NAKAMURA ph/lb	2	1	1	0	0	0	0	0	0	0	0	0	0	0	0	0	0	3	1	0
SUZUKI rf	3	1	1	0	0	0	0	0	0	0	0	0	0	0	0	0	0	1	0	0
MAEDA rf	2	0	0	1	0	0	0	0	0	0	0	0	0	1	0	0	0	0	0	0
YAMAGISHI c	2	1	1	0	0	0	0	0	0	0	0	2	0	0	0	0	0	6	0	0
HIRAYAMA ph	1	0	0	0	0	0	0	0	0	0	0	0	0	1	0	0	0	0	0	0
KUME c	0	0	0	0	0	0	0	0	0	0	0	0	0	0	0	0	0	1	0	0
TADA cf	3	0	1	1	0	0	0	0	0	0	0	0	1	1	0	0	0	3	0	0
ARAKI 3b	3	2	1	0	0	0	0	1	0	0	0	0	0	0	0	0	0	0	3	0
YAMAGAMI p	0	0	0	0	0	0	0	0	0	0	0	0	0	0	0	0	0	0	0	0
OKADA p	0	0	0	0	0	0	0	0	0	0	0	0	0	0	0	0	0	1	0	0
FUKUSHIMA p	0	0	0	0	0	0	0	0	0	0	0	0	0	0	0	0	0	0	0	0
Totals.....	37	7	12	6	1	0	0	2	1	0	0	3	1	6	0	1	0	27	12	1

Netherlands 3 (2-2)

Player	AB	R	H	BI	2B	3B	HR	BB	SB	CS	HP	SH	SF	SO	IBB	KL	GDP	PO	A	E
GARIA cf	3	0	0	0	0	0	0	0	0	0	0	0	0	1	0	0	0	1	0	0
DELIMA ph	1	0	0	0	0	0	0	0	0	0	0	0	0	0	0	0	0	0	0	0
DRAIJER 2b	3	1	1	0	0	0	0	1	0	0	0	0	0	1	0	1	0	2	2	0
MEER ss	4	1	2	0	0	0	0	0	0	0	0	0	0	0	0	0	0	3	2	1
BOEKHOUDT dh	2	1	0	0	0	0	0	2	0	0	0	0	0	0	0	0	0	1	0	0
LEONORA 1b	4	0	1	2	0	0	0	0	0	0	0	0	0	0	0	0	0	8	2	0
URBANUS 3b	3	0	0	0	0	0	0	0	0	1	0	0	1	0	0	0	0	2	2	2
HOEK c	2	0	0	0	0	0	0	0	0	0	0	0	0	1	0	0	0	4	0	0
CLARIJS ph/c	2	0	0	0	0	0	0	0	0	0	0	0	0	0	0	0	0	2	0	0
ENGELHARDT rf	3	0	1	1	0	0	0	1	0	0	0	0	0	0	0	0	0	0	0	0
PEELS lf	3	0	0	0	0	0	0	0	0	0	0	0	0	2	0	1	1	3	0	0
KEMP ph	1	0	0	0	0	0	0	0	0	0	0	0	0	1	0	0	0	0	0	0
TIMMERMANS p	0	0	0	0	0	0	0	0	0	0	0	0	0	0	0	0	0	1	2	0
PLOEGER p	0	0	0	0	0	0	0	0	0	0	0	0	0	0	0	0	0	0	0	0
KELLY p	0	0	0	0	0	0	0	0	0	0	0	0	0	0	0	0	0	0	1	0
ANGELA p	0	0	0	0	0	0	0	0	0	0	0	0	0	0	0	0	0	0	0	0
MIL p	0	0	0	0	0	0	0	0	0	0	0	0	0	0	0	0	0	1	0	0
Totals.....	31	3	5	3	0	0	0	4	0	0	1	0	0	7	0	2	2	27	11	3

Japan	IP	H	R	ER	BB	SO	WP	HB	BK	IBB	SH	SF	CI	2B	3B	HR	AB	BF	FO	GO	NP
YAMAGAMI W,1-0	6.0	2	0	0	2	6	0	0	0	0	0	0	0	0	0	0	19	21	4	7	79
OKADA	2.0	1	0	0	0	0	0	0	0	0	0	0	0	0	0	0	6	6	3	2	26
FUKUSHIMA	1.0	2	3	1	2	1	0	1	0	0	0	0	0	0	0	0	6	9	1	1	37

Netherlands	IP	H	R	ER	BB	SO	WP	HB	BK	IBB	SH	SF	CI	2B	3B	HR	AB	BF	FO	GO	NP
TIMMERMANS L,0-1	5.0	7	4	3	1	2	0	0	0	0	2	0	0	1	0	0	22	25	3	10	71
PLOEGER	1.0	2	1	1	1	1	2	0	0	0	0	0	0	0	0	0	4	5	1	0	22
KELLY	0.2	2	2	1	0	0	0	0	0	0	1	1	0	0	0	0	3	5	1	1	22
ANGELA	1.1	1	0	0	1	0	0	0	0	0	0	0	0	0	0	0	5	5	2	1	18
MIL	1.0	0	0	0	0	2	0	0	0	0	0	0	0	0	0	0	3	3	0	1	13

Umpires - HP: LOUISA Edwin 1B: BERKVEN Winfried 2B: FABRICI Fabry 3B: WATERINGEN vd Roy Start: 19:00 Time: 2:51 Attendance:

Weather: sunny

Game notes:

Scorers - DE SMET Brendy, HAMERS Rienette

TC - BRANDSMA Johan

TIMMERMANS faced 2 batters in the 6th.



WORLD PORT TOURNAMENT



Game Summary 11



Cuba (CUB) – Japan (JAP) 2-5



Score by Innings	R	H	E
Japan.....	011	000	000
CUBA.....	000	001	010
	03	5	14
	00	2	7

Jul 06, 2017 at Rotterdam (Familiestadion)
Japan 5 (3-2)

Player	AB	R	H	BI	2B	3B	HR	BB	SB	CS	HP	SH	SF	SO	IBB	KL	GDP	PO	A	E
KOBUKATA 2b	5	1	1	1	0	0	0	1	0	0	0	0	0	1	0	0	0	3	5	0
OTANI ss	5	1	1	0	0	0	0	1	0	0	0	0	0	0	0	0	0	3	7	0
OKURA 3b	6	0	3	3	0	0	0	0	0	0	0	0	0	0	0	0	0	1	4	0
WAKIYA dh	5	0	1	0	0	0	0	0	0	0	0	1	0	0	0	0	0	0	0	0
FUKUHARA cf/rf	6	0	2	0	0	0	0	0	0	0	0	0	0	0	0	0	0	2	0	0
NAKANISHI lf	4	1	2	0	0	0	0	1	0	0	0	0	0	2	1	1	0	1	0	0
MORINAKA 1b	4	0	3	0	0	0	0	1	0	0	0	0	0	0	1	0	0	19	1	0
ARAKI pr	0	1	0	0	0	0	0	0	0	0	0	0	0	0	0	0	0	0	0	0
HIRAYAMA 1b	0	0	0	0	0	0	0	0	0	0	0	0	0	0	0	0	0	1	0	0
MAEDA rf	4	0	1	1	0	0	0	0	0	0	0	0	0	0	0	0	0	0	0	0
TADA ph/cf	0	0	0	0	0	0	0	0	0	0	0	1	0	0	0	0	0	0	0	0
KUME c	2	0	0	0	0	0	0	0	0	0	0	0	0	0	0	0	0	1	0	0
NAKAMURA ph/c	1	0	0	0	0	0	0	0	0	0	0	0	0	0	0	0	0	0	0	0
YAMAGISHI c	2	1	0	0	0	0	0	0	0	0	0	0	0	0	0	0	0	2	0	0
YAMAGUCHI p	0	0	0	0	0	0	0	0	0	0	0	0	0	0	0	0	0	0	1	0
FUJII p	0	0	0	0	0	0	0	0	0	0	0	0	0	0	0	0	0	0	1	0
Totals.....	44	5	14	5	0	0	0	4	0	0	0	2	0	3	2	1	0	33	19	0

CUBA 2 (3-2)

Player	AB	R	H	BI	2B	3B	HR	BB	SB	CS	HP	SH	SF	SO	IBB	KL	GDP	PO	A	E
BRAVO 3b	5	0	1	1	0	0	0	0	0	0	0	0	0	0	0	0	0	2	2	0
GALVEZ 2b	5	0	1	1	0	0	0	0	0	0	0	0	0	0	0	0	1	3	6	0
IBANEZ rf	4	0	1	0	0	0	0	1	0	0	0	0	0	0	0	0	1	2	0	0
VAZQUEZ dh	3	0	0	0	0	0	0	0	0	0	0	1	0	1	0	1	0	0	0	0
SILVA lf/lb	3	0	1	0	0	0	0	1	0	0	0	0	0	0	1	0	0	8	1	0
SEGURA 1b	2	0	1	0	1	0	0	0	0	0	0	0	0	0	0	0	0	6	0	0
MEDINA pr	0	0	0	0	0	0	0	0	0	0	0	0	0	0	0	0	0	0	0	0
PENA lf	0	0	0	0	0	0	0	0	0	0	0	1	0	0	0	0	0	2	0	0
GRINAN ph/lf	1	0	0	0	0	0	0	0	0	0	0	0	0	1	0	0	0	0	0	0
GUIBERT cf	4	0	1	0	0	0	0	0	0	0	0	0	0	0	0	0	0	3	1	1
MOREJON c	2	0	0	0	0	0	0	0	0	0	1	0	0	0	0	0	1	3	0	0
ABREU pr	0	1	0	0	0	0	0	0	0	0	0	0	0	0	0	0	0	0	0	0
ABALLE c	1	0	0	0	0	0	0	0	0	0	0	0	0	0	0	0	0	2	0	0
ACEA ss	3	1	1	0	1	0	0	0	0	0	0	1	0	1	0	1	0	2	2	0
CRUS p	0	0	0	0	0	0	0	0	0	0	0	0	0	0	0	0	0	0	0	1
CASTILLO p	0	0	0	0	0	0	0	0	0	0	0	0	0	0	0	0	0	0	1	0
SOSA p	0	0	0	0	0	0	0	0	0	0	0	0	0	0	0	0	0	0	0	0
Totals.....	33	2	7	2	2	0	0	2	0	0	1	3	0	3	1	2	3	33	13	2

Japan	IP	H	R	ER	BB	SO	WP	HB	BK	IBB	SH	SF	CI	2B	3B	HR	AB	BF	FO	GO	NP
YAMAGUCHI	7.1	6	2	2	1	2	0	1	0	0	2	0	0	2	0	0	24	28	4	14	94
FUJII W,1-0	3.2	1	0	0	1	1	0	0	0	1	1	0	0	0	0	0	9	11	2	6	35
CUBA	IP	H	R	ER	BB	SO	WP	HB	BK	IBB	SH	SF	CI	2B	3B	HR	AB	BF	FO	GO	NP
CRUS	9.1	11	2	1	2	3	0	0	0	1	1	0	0	0	0	0	37	40	13	12	133
CASTILLO L,0-1	1.1	2	3	2	2	0	0	0	0	1	1	0	0	0	0	0	5	8	1	3	29
SOSA	0.1	1	0	0	0	0	0	0	0	0	0	0	0	0	0	0	2	2	1	0	7

Umpires - HP: FABRIZI Fabry 1B: WATERINGEN v/d Roy 2B: LOUISA Edwin 3B: BERKVEN'S Winfried
BERKVEN'S Winfried Start: 13:30 Time: 3:08 Attendance:

Weather: Sunny
Scorers - NELISSEN Huub, DE SMET Brendy
TC - LINDE v/d Henk



WORLD PORT TOURNAMENT



Game Summary 12



Chinese Taipei (CTI) – Netherlands (NED) 4-3



Score by Innings	R	H	E
Netherlands.....	200	000	010
Chinese Taipei.....	001	000	003

Jul 06, 2017 at Rotterdam (Familiestadion)
Netherlands 3 (2-3)

Player	AB	R	H	BI	2B	3B	HR	BB	SB	CS	HP	SH	SF	SO	IBB	KL	GDP	PO	A	E
GARIA cf	3	1	1	0	0	0	0	1	1	0	0	1	0	0	0	0	0	4	0	0
MEER ss	4	1	1	0	0	0	0	0	0	0	0	0	0	2	0	1	0	2	3	1
KEMP 3b	4	1	2	2	1	0	0	0	0	0	0	0	0	0	0	0	0	0	1	0
BOEKHOUDT c	4	0	0	0	0	0	0	0	0	0	0	0	0	2	0	1	0	6	0	1
LEONORA 1b	3	0	0	0	0	0	0	1	1	0	0	0	0	1	0	1	0	7	0	0
URBANUS dh	4	0	1	1	0	0	0	0	0	0	0	0	0	0	0	0	0	0	0	0
DRAIJER 2b	3	0	0	0	0	0	0	1	0	0	0	0	0	0	0	0	0	1	3	0
ENGELHARDT rf	4	0	1	0	0	0	0	0	0	0	0	0	0	1	0	1	0	3	0	0
PEELS lf	3	0	0	0	0	0	0	1	0	0	0	0	0	3	0	2	0	2	0	0
HEIJSTEK p	0	0	0	0	0	0	0	0	0	0	0	0	0	0	0	0	0	0	1	0
KELLY p	0	0	0	0	0	0	0	0	0	0	0	0	0	0	0	0	0	0	0	0
DRIEL p	0	0	0	0	0	0	0	0	0	0	0	0	0	0	0	0	0	0	0	0
MIL p	0	0	0	0	0	0	0	0	0	0	0	0	0	0	0	0	0	0	0	0
BOLSENBROEK p	0	0	0	0	0	0	0	0	0	0	0	0	0	0	0	0	0	0	0	0
Totals.....	32	3	6	3	1	0	0	4	2	0	0	1	0	9	0	6	0	25	8	2

Chinese Taipei 4 (3-2)

Player	AB	R	H	BI	2B	3B	HR	BB	SB	CS	HP	SH	SF	SO	IBB	KL	GDP	PO	A	E
WANG H. 3b	3	0	0	0	0	0	0	0	0	0	0	1	0	0	0	0	0	0	1	0
KO rf	3	0	1	0	0	0	0	1	0	0	0	0	0	0	0	0	0	1	0	0
LIN H. 2b	4	0	1	1	0	0	0	0	0	0	0	0	0	0	0	0	1	1	2	0
LIAO Chun ss	4	0	0	0	0	0	0	0	0	0	0	0	0	2	0	1	0	0	2	0
HUANG Chia c	4	1	1	0	1	0	0	0	0	0	0	0	0	0	0	0	0	9	0	0
CHEN Yi 1b	3	1	1	1	0	0	0	1	1	1	0	0	0	0	0	0	0	9	0	0
LIN C. cf	4	1	2	0	0	0	0	0	0	0	0	0	0	2	0	0	0	2	0	0
TSAI Me dh	1	0	0	0	0	0	0	0	0	0	0	0	0	1	0	0	0	0	0	0
TAI ph/dh	1	0	0	0	0	0	0	1	0	0	0	0	0	1	0	1	0	0	0	0
LIN T. lf	3	1	0	0	0	0	0	0	0	0	0	0	0	0	0	0	0	5	0	1
HUANG T. p	0	0	0	0	0	0	0	0	0	0	0	0	0	0	0	0	0	0	0	0
TANG p	0	0	0	0	0	0	0	0	0	0	0	0	0	0	0	0	0	0	1	0
CHENG C. p	0	0	0	0	0	0	0	0	0	0	0	0	0	0	0	0	0	0	0	0
CHENG W. p	0	0	0	0	0	0	0	0	0	0	0	0	0	0	0	0	0	0	0	0
Totals.....	30	4	6	2	1	0	0	3	1	1	0	1	0	6	0	2	1	27	6	1

Netherlands	IP	H	R	ER	BB	SO	WP	HB	BK	IBB	SH	SF	CI	2B	3B	HR	AB	BF	FO	GO	NP
HEIJSTEK	6.0	2	1	0	1	6	0	0	0	0	1	0	0	0	0	0	20	22	9	3	71
KELLY	1.0	1	0	0	1	0	0	0	0	0	0	0	0	0	0	0	4	5	2	1	20
DRIEL	1.0	0	0	0	1	0	0	0	0	0	0	0	0	0	0	0	2	3	0	2	10
MIL L,0-2	0.1	3	3	1	0	0	0	0	0	0	0	0	0	1	0	0	4	4	0	1	13
BOLSENBROEK	0.0	0	0	0	0	0	0	0	0	0	0	0	0	0	0	0	0	0	0	0	0

Chinese Taipei	IP	H	R	ER	BB	SO	WP	HB	BK	IBB	SH	SF	CI	2B	3B	HR	AB	BF	FO	GO	NP
HUANG T.	4.0	3	2	1	3	4	0	0	1	0	0	0	0	0	0	0	15	18	5	3	77
TANG	2.0	0	0	0	1	0	0	0	0	0	1	0	0	0	0	0	5	7	3	3	24
CHENG C.	2.1	3	1	1	0	4	0	0	0	0	0	0	0	1	0	0	10	10	3	0	44
CHENG W. W,1-2	0.2	0	0	0	0	1	0	0	0	0	0	0	0	0	0	0	2	2	1	0	5

Umpires - HP: BOSSCHAART Martijn 1B: HEIJNINGEN van Henri 2B: MACRI Ken 3B: GRONINGEN van Stenar
 GRONINGEN van Stenar Start: 19:00 Time: 2:38 Attendance:
 Weather: Cloudy
 Scorers - HAMERS Rienette, DE SMET Brendy
 TC - BRANDSMA Johan
 HUANG T. faced 1 batter in the 5th.



WORLD PORT TOURNAMENT



Game Summary 13

Japan (JAP) - Chinese Taipei (CTI) 2-4



Score by Innings	R	H	E
Chinese Taipei.....	101	020	000
Japan.....	000	000	110

Jul 07, 2017 at Rotterdam (Familiestadion)

Chinese Taipei 4 (4-2)

Player	AB	R	H	BI	2B	3B	HR	BB	SB	CS	HP	SH	SF	SO	IBB	KL	GDP	PO	A	E
TAI cf	3	2	1	0	0	0	0	1	1	0	1	0	0	0	0	0	0	1	0	0
KO rf	5	0	0	0	0	0	0	0	0	0	0	0	2	0	0	0	0	2	0	0
LIN H. 2b	4	1	3	2	0	0	0	0	0	0	0	1	0	1	0	0	0	1	8	1
HUANG Chia c	2	0	0	0	0	0	0	2	0	1	0	0	0	1	0	0	0	3	0	0
CHEN Yi dh	3	0	2	1	0	0	0	1	0	0	0	0	1	0	0	0	0	0	0	0
LIAO Chun ss	2	0	0	0	0	0	0	1	0	0	0	1	0	1	0	1	1	0	3	0
LIN C. 1b	4	0	1	0	0	0	0	0	0	0	0	0	0	1	0	0	0	18	1	0
WANG H. 3b	3	0	1	0	0	0	0	1	0	1	0	0	0	1	0	1	0	0	2	0
LIN T. lf	4	1	1	0	0	1	0	0	0	0	0	0	0	2	0	0	0	1	0	0
WU p	0	0	0	0	0	0	0	0	0	0	0	0	0	0	0	0	0	1	1	0
HUANG Chien p	0	0	0	0	0	0	0	0	0	0	0	0	0	0	0	0	0	0	1	0
LEE p	0	0	0	0	0	0	0	0	0	0	0	0	0	0	0	0	0	0	0	0
WANG C. p	0	0	0	0	0	0	0	0	0	0	0	0	0	0	0	0	0	0	1	0
Totals.....	30	4	9	3	0	1	0	6	1	2	1	2	0	10	0	2	1	27	17	1

Japan 2 (4-2)

Player	AB	R	H	BI	2B	3B	HR	BB	SB	CS	HP	SH	SF	SO	IBB	KL	GDP	PO	A	E
KOBUKATA 2b	5	0	0	0	0	0	0	0	0	0	0	0	0	0	0	0	0	3	1	0
OTANI ss	4	1	2	0	0	0	0	0	0	0	0	0	0	0	0	0	0	1	1	0
OKURA 3b	4	0	2	0	0	0	0	0	1	0	0	0	0	0	0	0	0	1	1	0
WAKIYA dh	2	0	0	0	0	0	0	2	0	0	0	0	0	0	0	0	0	0	0	0
FUKUHARA cf	4	0	0	0	0	0	0	0	0	0	0	0	0	1	0	1	0	1	0	0
NAKANISHI lf	4	1	2	1	1	0	0	0	2	0	0	0	0	0	0	0	0	1	0	0
MORINAKA 1b	2	0	0	0	0	0	0	1	0	0	0	0	0	0	0	0	0	6	0	0
ARAKI pr	0	0	0	0	0	0	0	0	0	0	0	0	0	0	0	0	0	0	0	0
NAKAMURA 1b	1	0	0	0	0	0	0	0	0	0	0	0	0	0	0	0	0	1	0	0
MAEDA rf	3	0	1	0	0	0	0	1	0	0	0	0	0	1	0	0	0	2	0	0
KUME c	2	0	0	0	0	0	0	0	0	0	0	0	0	0	0	0	0	6	3	0
HIRAYAMA ph	0	0	0	1	0	0	0	0	0	0	0	0	1	0	0	0	0	0	0	0
YAMAGISHI c	1	0	0	0	0	0	0	0	0	0	0	0	0	0	0	0	0	4	0	0
YAMAMOTO p	0	0	0	0	0	0	0	0	0	0	0	0	0	0	0	0	0	0	1	0
KOTERA p	0	0	0	0	0	0	0	0	0	0	0	0	0	0	0	0	0	0	1	0
YOKOYAMA p	0	0	0	0	0	0	0	0	0	0	0	0	0	0	0	0	0	0	0	0
OKADA p	0	0	0	0	0	0	0	0	0	0	0	0	0	0	0	0	0	1	1	0
Totals.....	32	2	7	2	1	0	0	4	3	0	0	0	1	2	0	1	0	27	9	0

Chinese Taipei	IP	H	R	ER	BB	SO	WP	HB	BK	IBB	SH	SF	CI	2B	3B	HR	AB	BF	FO	GO	NP
WU W,1-0	5.0	4	0	0	1	0	0	0	0	0	0	0	0	0	0	0	19	20	2	13	61
HUANG Chien	1.1	1	1	1	2	0	0	0	0	0	0	0	0	1	0	0	4	6	0	3	32
LEE	0.2	2	1	1	0	0	0	0	0	0	0	1	0	0	0	0	3	4	2	0	16
WANG C. S,1	2.0	0	0	0	1	2	0	0	0	0	0	0	0	0	0	0	6	7	1	3	26

Japan	IP	H	R	ER	BB	SO	WP	HB	BK	IBB	SH	SF	CI	2B	3B	HR	AB	BF	FO	GO	NP
YAMAMOTO L,0-1	4.2	5	4	4	4	5	2	1	0	0	1	0	0	0	1	0	15	21	3	4	81
KOTERA	2.1	2	0	0	1	1	0	0	0	0	1	0	0	0	0	0	8	10	4	2	33
YOKOYAMA	1.0	1	0	0	1	3	0	0	0	0	0	0	0	0	0	0	4	5	0	0	24
OKADA	1.0	1	0	0	0	1	0	0	0	0	0	0	0	0	0	0	3	3	1	0	12

Umpires - HP: GRONINGEN van Stenar 1B: MACRI Ken 2B: HEIJNINGEN van Henri 3B: Bosschaart Martijn
BOSSCHAART Martijn Start: 13:30 Time: 2:58 Attendance:

Weather: Sunny

Game notes:

Scorers - HAMERS Rienette, NELISSEN Huub

TC - LINDE van der Henk

WU faced 1 batter in the 6th.

LEE faced 2 batters in the 8th.



WORLD PORT TOURNAMENT



Game Summary 14

Cuba (CUB) – Curacao (CUR) 3-5



Score by Innings	R	H	E
Curacao.....	020	010	002
CUBA.....	110	000	100
	-	5	10
	-	3	9
		1	

Jul 07, 2017 at Rotterdam (Familiestadion)

Curacao 5 (1-4)

Player	AB	R	H	BI	2B	3B	HR	BB	SB	CS	HP	SH	SF	SO	IBB	KL	GDP	PO	A	E
MUJICA ss	3	1	3	3	1	1	0	1	1	1	0	1	0	0	0	0	0	1	2	0
CLEOFA lf/rf	5	0	0	0	0	0	0	0	0	1	0	0	0	0	0	0	0	6	1	0
GURP 2b	4	0	1	1	1	0	0	1	1	0	0	0	0	0	1	0	0	5	4	0
GREGORIUS dh	5	0	0	0	0	0	0	0	0	0	0	0	0	1	0	0	0	0	0	0
JANSEN 3b	4	0	2	0	0	0	0	0	0	0	0	0	0	0	0	0	0	1	1	0
RICHARDSON rf	3	0	1	0	0	0	0	0	0	0	1	0	0	1	0	0	0	1	0	0
LA CRUS lf	0	0	0	0	0	0	0	0	0	0	0	0	0	0	0	0	0	0	0	0
MEYER 1b	4	1	1	0	0	0	0	0	0	0	0	0	0	0	0	0	0	5	0	0
BEAUMONT c	2	1	0	0	0	0	0	1	0	0	0	1	0	0	0	0	0	6	0	0
GUSTINA cf	4	2	2	0	0	0	0	0	0	0	0	0	0	0	0	0	0	2	0	0
MANUEL p	0	0	0	0	0	0	0	0	0	0	0	0	0	0	0	0	0	0	1	0
MARTINA p	0	0	0	0	0	0	0	0	0	0	0	0	0	0	0	0	0	0	1	0
JULIANA p	0	0	0	0	0	0	0	0	0	0	0	0	0	0	0	0	0	0	0	0
ROSS p	0	0	0	0	0	0	0	0	0	0	0	0	0	0	0	0	0	0	0	0
HARIQUEZ p	0	0	0	0	0	0	0	0	0	0	0	0	0	0	0	0	0	0	0	0
Totals.....	34	5	10	4	2	1	0	3	2	2	1	2	0	2	1	0	0	27	10	0

CUBA 3 (3-3)

Player	AB	R	H	BI	2B	3B	HR	BB	SB	CS	HP	SH	SF	SO	IBB	KL	GDP	PO	A	E
BRAVO 3b	4	0	0	0	0	0	0	1	0	0	0	0	0	1	0	1	0	3	4	0
GALVEZ 2b	3	0	1	0	0	0	0	1	0	0	0	0	0	0	0	0	0	2	0	0
MEDINA pr/2b	1	1	0	0	0	0	0	0	0	0	0	0	0	0	0	0	0	1	0	0
IBANEZ rf	3	1	1	1	0	0	1	2	0	0	0	0	0	0	0	0	0	1	0	0
VAZQUEZ dh	4	0	0	0	0	0	0	1	0	0	0	0	0	1	0	0	0	0	0	0
ABREU pr	0	0	0	0	0	0	0	0	0	0	0	0	0	0	0	0	0	0	0	0
SILVA 1b	4	1	2	0	0	0	0	1	0	0	0	0	0	1	0	0	0	10	1	0
GUIBERT cf	4	0	3	1	1	0	0	0	0	0	0	1	0	1	0	0	0	2	0	0
MOREJON c	3	0	2	0	0	0	0	0	0	2	0	0	0	0	0	0	0	3	3	0
GRINAN lf	3	0	0	1	0	0	0	0	0	0	0	0	1	1	0	0	0	0	0	0
PENA lf	0	0	0	0	0	0	0	0	0	0	0	0	0	0	0	0	0	0	0	0
ACEA ss	3	0	0	0	0	0	0	1	0	0	0	0	0	0	0	0	1	5	3	1
GUTIERREZ p	0	0	0	0	0	0	0	0	0	0	0	0	0	0	0	0	0	0	0	1
RUIZ p	0	0	0	0	0	0	0	0	0	0	0	0	0	0	0	0	0	0	2	0
SOSA p	0	0	0	0	0	0	0	0	0	0	0	0	0	0	0	0	0	0	1	0
Totals.....	32	3	9	3	1	0	1	7	0	0	2	1	1	5	0	1	1	27	15	1

Curacao	IP	H	R	ER	BB	SO	WP	HB	BK	IBB	SH	SF	CI	2B	3B	HR	AB	BF	FO	GO	NP
MANUEL	5.0	4	2	2	2	1	0	2	0	0	0	1	0	1	0	1	17	22	7	6	86
MARTINA	1.0	2	1	1	2	0	0	0	0	0	1	0	0	0	0	0	4	7	2	1	26
JULIANA	1.0	2	0	0	1	1	0	0	0	0	0	0	0	0	0	0	4	5	1	0	21
ROSS W,1-0	1.1	1	0	0	2	2	0	0	0	0	0	0	0	0	0	0	5	7	1	1	27
HARIQUEZ S,1	0.2	0	0	0	0	1	0	0	0	0	0	0	0	0	0	0	2	2	1	0	6

CUBA	IP	H	R	ER	BB	SO	WP	HB	BK	IBB	SH	SF	CI	2B	3B	HR	AB	BF	FO	GO	NP
GUTIERREZ	1.2	3	2	2	2	0	0	0	0	0	0	0	0	1	0	0	8	10	2	2	37
RUIZ	4.1	4	1	1	0	0	0	1	0	0	2	0	0	1	0	0	15	18	7	6	63
SOSA L,1-1	3.0	3	2	2	1	2	0	0	0	1	0	0	0	0	1	0	11	12	1	5	41

Umpires - HP: BERKVEN'S Winfried 1B: LOUISA Edwin 2B: WATERINGEN v/d Roy 3B: FABRIZI Fabri Start: 19:00 Time: 3:15 Attendance:

Weather: Sunny

Game notes:

Scorers - DE Smet Brendy, NELISSEN Huub

TC - BRANDSMA Johan

RUIZ faced 1 batter in the 7th.

MARTINA faced 1 batter in the 7th.



WORLD PORT TOURNAMENT



Game Summary 15

Curacao (CUR) – Japan (JAP) 0-15

Score by Innings

R H E

Japan.....	111	440	4	-	15	15	0
Curacao.....	000	000	0	-	0	6	3

Jul 08, 2017 at Rotterdam (Familiestadion)

Japan 15 (4-3)

Player	AB	R	H	BI	2B	3B	HR	BB	SB	CS	HP	SH	SF	SO	IBB	KL	GDP	PO	A	E
KOBUKATA 2b	1	3	0	0	0	0	0	3	0	0	1	0	0	0	0	0	0	3	3	0
OTANI ss	4	2	3	3	3	0	0	0	0	0	0	0	0	1	0	1	0	1	0	0
HIRAYAMA ph/ss	0	0	0	1	0	0	0	0	0	0	0	0	1	0	0	0	0	0	1	0
OKURA dh	4	2	2	3	0	0	0	0	0	0	0	0	0	0	0	0	0	0	0	0
MORINAKA ph/dh	1	1	1	2	1	0	0	0	0	0	0	0	0	0	0	0	0	0	0	0
NAKANISHI lf	3	0	0	0	0	0	0	1	0	0	0	0	0	0	0	0	0	2	0	0
FUKUHARA lf	1	0	0	1	0	0	0	0	0	0	0	0	0	0	0	0	0	0	0	0
SUZUKI rf	4	0	2	3	0	0	0	0	0	0	0	0	0	0	0	0	0	1	0	0
MAEDA ph/rf	1	0	0	0	0	0	0	0	0	0	0	0	0	0	0	0	0	0	0	0
NAKAMURA lb	5	0	0	0	0	0	0	0	0	0	0	0	0	0	0	0	0	9	0	0
YAMAGISHI c	4	1	1	0	0	0	0	0	1	0	0	0	0	0	0	0	0	5	0	0
TADA cf	4	3	3	0	0	0	0	0	1	0	0	0	0	0	0	0	0	0	0	0
ARAKI 3b	3	3	3	1	0	0	0	1	0	0	0	0	0	0	0	0	0	0	5	0
YAMAGAMI p	0	0	0	0	0	0	0	0	0	0	0	0	0	0	0	0	0	0	2	0
FUKUSHIMA p	0	0	0	0	0	0	0	0	0	0	0	0	0	0	0	0	0	0	0	0
Totals.....	35	15	15	14	4	0	0	5	2	0	1	0	1	1	0	1	0	21	11	0

Curacao 0 (1-5)

Player	AB	R	H	BI	2B	3B	HR	BB	SB	CS	HP	SH	SF	SO	IBB	KL	GDP	PO	A	E
MUJICA ss	2	0	0	0	0	0	0	1	0	1	0	0	0	1	0	0	0	1	0	1
CLEOFA lf	3	0	1	0	0	0	0	0	0	0	0	0	0	1	0	0	0	3	1	1
GURP 2b	3	0	1	0	0	0	0	0	0	0	0	0	0	1	0	0	0	3	4	0
RICHARDSON rf	2	0	0	0	0	0	0	0	0	0	0	0	0	0	0	0	0	1	0	1
FECUNDA rf	1	0	0	0	0	0	0	0	0	0	0	0	0	0	0	0	0	1	0	0
JANSEN 3b	3	0	1	0	0	0	0	0	0	0	0	0	0	1	0	1	0	1	0	0
CAROLUS dh	3	0	0	0	0	0	0	0	0	0	0	0	0	1	0	0	0	0	0	0
MEYER lb	3	0	3	0	1	0	0	0	0	0	0	0	0	0	0	0	0	6	1	0
BEAUMONT c	3	0	0	0	0	0	0	0	0	0	0	0	0	0	0	0	1	2	0	0
GUSTINA cf	2	0	0	0	0	0	0	0	0	0	0	0	0	0	0	0	0	2	0	0
LA CRUS cf	0	0	0	0	0	0	0	0	0	0	0	0	0	0	0	0	0	0	0	0
RIFAELE p	0	0	0	0	0	0	0	0	0	0	0	0	0	0	0	0	0	0	0	0
LOURENS T. p	0	0	0	0	0	0	0	0	0	0	0	0	0	0	0	0	0	0	0	0
ANTONIA p	0	0	0	0	0	0	0	0	0	0	0	0	0	0	0	0	0	0	0	0
ALBERTUS p	0	0	0	0	0	0	0	0	0	0	0	0	0	0	0	0	0	0	0	0
LOURENS M. p	0	0	0	0	0	0	0	0	0	0	0	0	0	0	0	0	0	0	0	0
HARIQUEZ p	0	0	0	0	0	0	0	0	0	0	0	0	0	0	0	0	0	1	0	0
Totals.....	25	0	6	0	1	0	0	1	0	1	0	0	0	5	0	1	1	21	6	3

Japan	IP	H	R	ER	BB	SO	WP	HB	BK	IBB	SH	SF	CI	2B	3B	HR	AB	BF	FO	GO	NP
YAMAGAMI W,2-0	5.0	4	0	0	1	4	1	0	0	0	0	0	0	1	0	0	17	18	4	5	74
FUKUSHIMA	2.0	2	0	0	0	1	0	0	0	0	0	0	0	0	0	0	8	8	0	5	21

Curacao	IP	H	R	ER	BB	SO	WP	HB	BK	IBB	SH	SF	CI	2B	3B	HR	AB	BF	FO	GO	NP
RIFAELE L,0-2	3.1	6	4	4	1	0	1	0	0	0	0	0	0	2	0	0	16	17	8	2	68
LOURENS T.	0.0	0	2	2	2	0	0	0	1	0	0	0	0	0	0	0	0	2	0	0	10
ANTONIA	0.2	2	1	1	1	1	0	0	0	0	0	0	0	0	0	0	4	5	0	1	18
ALBERTUS	1.0	4	4	3	1	0	1	0	0	0	0	0	0	1	0	0	6	7	2	0	27
LOURENS M.	1.1	2	3	3	0	0	0	1	0	0	0	1	0	0	0	0	5	7	2	2	25
HARIQUEZ	0.2	1	1	1	0	0	1	0	0	0	0	0	0	1	0	0	4	4	0	2	6

Umpires - HP: WATERINGEN v/d Roy 1B: FABRIZI Fabry 2B: BERKVEN Winfried 3B: LOUISA Edwin Start: 13:30 Time: 2:20 Attendance:

Weather: Sunny
Scorers - NELISSEN Huub, DE SMET Brendy
TC - BRANDSMA Johan
LOURENS T. faced 2 batters in the 4th.



WORLD PORT TOURNAMENT



Game Summary 16

Netherlands (NED) - Cuba (CUB)

3-1



Score by Innings	R	H	E
CUBA.....	000	001	000
Netherlands.....	003	000	00X
	-	1	6
	-	3	10

Jul 08, 2017 at Rotterdam (Familiestadion)

CUBA 1 (3-3)

Player	AB	R	H	BI	2B	3B	HR	BB	SB	CS	HP	SH	SF	SO	IBB	KL	GDP	PO	A	E
MEDINA 3b	3	1	1	0	0	0	0	0	0	0	0	0	0	0	0	0	0	1	2	0
BRAVO ph/3b	1	0	0	0	0	0	0	0	0	0	0	0	0	0	0	0	0	0	0	0
GALVEZ 2b	3	0	1	0	0	0	0	1	0	0	0	0	0	0	0	0	0	0	3	6
IBANEZ rf	4	0	2	1	1	0	0	0	0	0	0	0	0	1	0	1	0	1	0	0
VAZQUEZ dh	3	0	0	0	0	0	0	1	0	0	0	0	0	0	0	0	0	0	0	0
SILVA 1b	3	0	0	0	0	0	0	0	0	0	0	0	0	0	0	0	0	0	5	0
PENA lf	1	0	0	0	0	0	0	0	0	0	0	0	0	1	0	0	0	1	0	0
GUIBERT cf	4	0	1	0	0	0	0	0	0	1	0	0	0	1	0	1	0	4	0	0
GRINAN lf/1b	3	0	1	0	0	1	0	0	0	0	0	0	0	1	0	0	0	3	0	0
ABALLE c	3	0	0	0	0	0	0	0	0	0	0	0	0	2	0	0	0	4	0	0
ACEA ss	3	0	0	0	0	0	0	0	0	0	0	0	0	0	0	0	0	2	6	0
GARCIA p	0	0	0	0	0	0	0	0	0	0	0	0	0	0	0	0	0	0	0	1
RODRIGUEZ p	0	0	0	0	0	0	0	0	0	0	0	0	0	0	0	0	0	0	0	0
CASTILLO p	0	0	0	0	0	0	0	0	0	0	0	0	0	0	0	0	0	0	0	0
Totals.....	31	1	6	1	1	1	0	2	0	1	0	0	0	6	0	2	0	24	14	1

Netherlands 3 (3-3)

Player	AB	R	H	BI	2B	3B	HR	BB	SB	CS	HP	SH	SF	SO	IBB	KL	GDP	PO	A	E
GARIA cf	3	1	0	0	0	0	0	0	0	0	0	1	0	0	0	0	0	3	0	0
MEER ss	3	1	2	0	0	0	0	1	0	0	0	0	0	0	0	0	0	2	2	0
KEMP 3b	4	0	2	2	0	0	0	0	0	0	0	0	0	0	0	0	1	3	0	0
BOEKHOUDT c	3	0	1	0	1	0	0	1	0	0	0	0	0	1	0	0	1	6	0	0
LEONORA 1b	4	0	1	0	0	0	0	0	0	0	0	0	0	0	0	0	0	5	1	0
URBANUS dh	4	0	1	0	0	0	0	0	0	0	0	0	0	0	0	0	0	0	0	0
DRAIJER 2b	4	0	2	0	0	0	0	0	0	0	0	0	0	1	0	0	0	2	3	0
ENGELHARDT rf	3	0	0	0	0	0	0	1	0	0	0	0	0	1	0	1	0	1	0	0
PEELS lf	4	1	1	0	0	0	0	0	0	0	0	0	0	1	0	0	0	5	0	0
MARKWELL p	0	0	0	0	0	0	0	0	0	0	0	0	0	0	0	0	0	0	1	0
PLOEGER p	0	0	0	0	0	0	0	0	0	0	0	0	0	0	0	0	0	0	0	0
KELLY p	0	0	0	0	0	0	0	0	0	0	0	0	0	0	0	0	0	0	0	0
BOLSENBROEK p	0	0	0	0	0	0	0	0	0	0	0	0	0	0	0	0	0	0	0	0
Totals.....	32	3	10	2	1	0	0	3	0	0	0	1	0	4	0	1	2	27	7	0

CUBA	IP	H	R	ER	BB	SO	WP	HB	BK	IBB	SH	SF	CI	2B	3B	HR	AB	BF	FO	GO	NP
GARCIA L,0-1	6.0	9	3	1	0	3	0	0	0	0	1	0	0	1	0	0	25	26	4	9	87
RODRIGUEZ	0.2	1	0	0	2	0	0	0	0	0	0	0	0	0	0	0	3	5	0	2	22
CASTILLO	1.1	0	0	0	1	1	0	0	0	0	0	0	0	0	0	0	4	5	2	1	22

Netherlands	IP	H	R	ER	BB	SO	WP	HB	BK	IBB	SH	SF	CI	2B	3B	HR	AB	BF	FO	GO	NP
MARKWELL	3.1	3	0	0	0	0	0	0	0	0	0	0	0	0	1	0	11	11	5	3	33
PLOEGER W,1-0	2.2	3	1	1	2	3	0	0	0	0	0	0	0	1	0	0	11	13	3	3	45
KELLY	1.2	0	0	0	0	1	0	0	0	0	0	0	0	0	0	0	5	5	4	0	15
BOLSENBROEK S,1	1.1	0	0	0	0	2	0	0	0	0	0	0	0	0	0	0	4	4	2	0	13

Umpires - HP: MACRI Ken 1B: BOSSCHAART Martijn 2B: GRONINGEN van Stenar 3B: HEIJNINGEN van Henri Start: 19:00 Time: 2:24 Attendance:

Weather: Cloudy

Game notes:

Scorers - NELISSEN Huub, DE SMET Brendy

TC - BRANDSMA Johan



WORLD PORT TOURNAMENT



Game Summary 17



Chinese Taipei (CTI) – Japan (JAP) 3-2



Score by Innings R H E

Japan..... 100 000 001 0 - 2 13 1
Chinese Taipei..... 010 100 000 1 - 3 11 1

Jul 09, 2017 at Rotterdam (Familiestadion)

Japan 2

Player	AB	R	H	BI	2B	3B	HR	BB	SB	CS	HP	SH	SF	SO	IBB	KL	GDP	PO	A	E
KOBUKATA 2b	5	1	2	0	1	0	0	0	1	0	0	1	0	0	0	0	0	3	1	0
OTANI ss	5	0	1	0	0	0	0	0	1	0	0	1	0	1	0	0	0	4	1	0
OKURA dh	3	1	2	1	0	0	0	3	0	1	0	0	0	0	0	0	0	0	0	0
NAKANISHI lf	3	0	1	0	0	0	0	1	0	0	0	1	0	1	0	0	0	0	0	1
MORINAKA 1b	2	0	0	0	0	0	0	0	0	0	0	0	0	1	0	1	0	5	0	0
WAKIYA ph/lb	3	0	0	0	0	0	0	0	0	0	0	0	0	0	0	0	0	5	2	0
FUKUHARA rf	1	0	0	0	0	0	0	1	0	0	0	0	0	1	0	1	0	1	0	0
SUZUKI ph/rf	2	0	0	0	0	0	0	0	0	0	0	0	0	1	0	0	0	2	0	0
YAMAGISHI c	0	0	0	0	0	0	0	0	0	0	0	0	0	0	0	0	0	1	1	0
HIRAYAMA ph/c	0	0	0	0	0	0	0	0	0	0	0	0	0	0	0	0	0	2	0	0
KUME c	3	0	2	0	0	0	0	0	0	0	0	0	0	1	0	1	0	3	0	0
MAEDA rf	2	0	2	1	0	0	0	0	0	0	0	0	0	0	0	0	0	0	1	0
TADA cf	4	0	1	0	0	0	0	0	0	0	1	0	1	0	0	0	0	1	0	0
ARAKI 3b	4	0	2	0	0	0	0	0	0	0	0	1	0	0	0	0	0	1	4	0
OKADA p	0	0	0	0	0	0	0	0	0	0	0	0	0	0	0	0	0	0	1	0
FUJII p	0	0	0	0	0	0	0	0	0	0	0	0	0	0	0	0	0	0	1	0
YAMAGUCHI p	0	0	0	0	0	0	0	0	0	0	0	0	0	0	0	0	0	0	0	0
YAMAMOTO p	0	0	0	0	0	0	0	0	0	0	0	0	0	0	0	0	0	0	0	0
Totals.....	37	2	13	2	1	0	0	5	2	1	0	5	0	7	0	3	0	28	12	1

Chinese Taipei 3

Player	AB	R	H	BI	2B	3B	HR	BB	SB	CS	HP	SH	SF	SO	IBB	KL	GDP	PO	A	E
TAI cf	5	0	0	0	0	0	0	0	0	0	0	0	0	2	0	0	0	2	0	0
KO rf	4	0	1	0	1	0	0	0	0	0	1	0	0	0	0	0	0	0	0	0
LIN H. 2b	3	0	1	0	0	0	0	1	0	0	1	0	0	0	0	0	0	4	3	0
HUANG Chia c	4	0	1	0	0	0	0	1	0	0	0	0	0	1	0	0	0	7	2	1
HUANG Wei pr	0	1	0	0	0	0	0	0	0	0	0	0	0	0	0	0	0	0	0	0
CHEN Yi dh	4	2	2	0	0	0	0	0	0	0	0	1	0	1	0	0	0	0	0	0
LIAO Chun ss	3	0	2	0	0	0	0	0	0	0	0	2	0	0	0	0	0	5	2	0
LIN C. 1b/lf	3	0	1	0	0	0	0	1	0	0	0	1	0	0	0	0	0	5	0	0
WANG H. 3b	4	0	3	3	0	0	0	1	0	0	0	0	0	1	1	0	0	1	1	0
LIN T. lf	1	0	0	0	0	0	0	0	0	0	0	0	0	0	0	0	0	0	0	0
SU 1b	3	0	0	0	0	0	0	0	0	0	0	0	0	1	0	1	1	6	3	0
CHENG C. p	0	0	0	0	0	0	0	0	0	0	0	0	0	0	0	0	0	0	1	0
CHENG W. p	0	0	0	0	0	0	0	0	0	0	0	0	0	0	0	0	0	0	0	0
HUANG T. p	0	0	0	0	0	0	0	0	0	0	0	0	0	0	0	0	0	0	1	0
HUANG Chien p	0	0	0	0	0	0	0	0	0	0	0	0	0	0	0	0	0	0	1	0
WANG C. p	0	0	0	0	0	0	0	0	0	0	0	0	0	0	0	0	0	0	1	0
Totals.....	34	3	11	3	1	0	0	4	0	0	2	4	0	6	1	1	1	30	15	1

Japan	IP	H	R	ER	BB	SO	WP	HB	BK	IBB	SH	SF	CI	2B	3B	HR	AB	BF	FO	GO	NP
OKADA	3.1	5	2	2	1	3	0	1	0	0	2	0	0	0	0	0	13	17	4	3	58
FUJII	3.1	1	0	0	3	0	0	1	0	1	1	0	0	0	0	0	9	14	7	2	59
YAMAGUCHI	1.1	0	0	0	0	2	0	0	0	0	0	0	0	0	0	0	4	4	1	1	14
YAMAMOTO L	1.1	5	1	1	0	1	0	0	0	0	1	0	0	1	0	0	8	9	0	2	32

Chinese Taipei	IP	H	R	ER	BB	SO	WP	HB	BK	IBB	SH	SF	CI	2B	3B	HR	AB	BF	FO	GO	NP
CHENG C.	1.1	3	1	1	1	1	0	0	0	0	1	0	0	1	0	0	5	7	0	2	23
CHENG W.	1.1	1	0	0	1	0	0	0	0	0	0	0	0	0	0	0	5	6	3	1	24
HUANG T.	1.1	3	0	0	1	2	0	0	0	0	1	0	0	0	0	0	6	8	1	1	38
HUANG Chien	2.2	2	0	0	1	3	0	0	0	0	0	0	0	0	0	0	10	11	2	3	46
WANG C. W	3.1	4	1	1	1	1	0	0	0	0	3	0	1	0	0	0	11	16	3	6	55

Umpires - HP: LOUISA Edwin 1B: FABRIZI Fabry 2B: GRONINGEN van Stenar 3B: BERKVENNS Winfried Start: 13:30 Time: 3:48 Attendance:

Weather: Sunny

Game notes:

Scorers - DE Smet Brendy, NELISSEN Huub

Unpires - LF-BOSSCHAART Martijn, RF-MACRI Ken

TC - BRANDSMA Johan

HUANG T. faced 2 batters in the 5th.



WORLD PORT TOURNAMENT



Team's stats



Cuba

CUB

Overall Statistics for CUBA (as of Jul 08, 2017)
(All games Sorted by Batting avg)

record: 3-4

Player	AVG	GP-GS	AB	R	H	2B	3B	HR	RBI	TB	SLG%	BB	HBP	SO	GDP	OB%	SF	SH	SB-ATT	PO	A	E	FLD%
7 GUIBERT Yoelkuis.	.423	7-6	26	1	11	2	0	0	1	13	.500	0	0	4	0	.423	0	1	1-2	20	1	1	.955
45 MOREJON Frank Cam	.412	6-6	17	2	7	1	0	0	4	8	.471	2	4	1	1	.565	0	0	0-0	27	5	0	1.000
17 SILVA Edilse.....	.385	7-7	26	4	10	0	0	0	2	10	.385	2	1	5	0	.448	0	0	0-0	26	3	0	1.000
15 IBANEZ Yusniel...	.280	7-7	25	2	7	1	0	1	4	11	.440	5	0	6	2	.375	2	1	0-0	9	0	0	1.000
11 GALVEZ Dainer....	.269	7-7	26	3	7	1	0	0	3	8	.308	7	0	2	1	.424	0	0	0-1	20	25	0	1.000
31 VAZQUEZ Osvaldo..	.259	7-7	27	1	7	1	0	0	2	8	.296	3	0	7	1	.323	1	1	0-0	0	0	0	.000
5 SEGURA Leonel....	.222	5-5	18	3	4	1	0	0	1	5	.278	1	0	1	1	.263	0	0	0-0	47	0	0	1.000
22 BRAVO Humberto...	.120	7-6	25	3	3	0	0	0	1	3	.120	6	0	5	0	.290	0	0	1-2	9	14	0	1.000
30 ACEA Roberto.....	.095	7-7	21	3	2	1	0	0	1	3	.143	3	0	2	1	.208	0	2	0-1	14	29	4	.915
2 MEDINA Anibal....	.250	4-1	4	2	1	0	0	0	0	1	.250	0	0	0	0	.250	0	0	0-0	2	4	0	1.000
20 GRINAN Elicier...	.125	4-2	8	0	1	0	1	0	1	3	.375	0	0	3	0	.111	1	0	0-0	6	0	0	1.000
24 ABALLE Franklin..	.000	3-1	5	0	0	0	0	0	0	0	.000	0	0	2	0	.000	0	0	0-0	7	0	0	1.000
21 PENA Jorge Luis..	.000	7-1	4	0	0	0	0	0	1	0	.000	0	0	1	1	.000	0	1	0-0	4	0	1	.800
10 ABREU Osvaldo....	.000	4-0	1	1	0	0	0	0	0	0	.000	0	0	1	0	.000	0	0	0-0	0	0	0	.000
Totals.....	.258	7-7	233	25	60	8	1	1	21	73	.313	29	5	40	8	.347	4	6	2-6	192	100	8	.973
Opponents.....	.316	7-7	250	31	79	12	2	0	27	95	.380	24	3	30	5	.380	2	14	7-10	192	84	11	.962

LOB - Team (62), Opp (72). DPs turned - Team (5), Opp (10). IBB - Team (1), SILVA 1, Opp (5). Picked off - GALVEZ 2, GUIBERT 1, ACEA 1.

(All games Sorted by Earned run avg)

Player	ERA	W-L	APP	GS	CG	SHO/CBO	SV	IP	H	R	ER	BB	SO	2B	3B	HR	AB	B/Avg	WP	HBP	BK	SFA	SHA
51 CRUS Yoalkis.....	0.52	1-0	2	2	0	0/0	0	17.1	19	3	1	2	9	2	0	0	68	.279	0	1	0	0	2
92 RUIZ Yoandry.....	1.17	1-0	2	0	0	0/0	0	7.2	7	2	1	0	3	1	0	0	27	.259	0	1	0	0	4
9 GARCIA Cesar Raul	5.06	0-1	2	2	0	0/0	0	10.2	14	8	6	4	4	4	0	0	41	.341	0	0	0	1	2
43 SOSA Adrian Rajiv	5.62	1-1	4	0	0	0/0	0	8.0	12	5	5	1	2	2	2	0	33	.364	1	0	0	1	0
93 CASTILLO LuisEnri	3.86	0-1	4	0	0	0/0	2	4.2	4	3	2	3	1	1	0	0	17	.235	0	0	0	0	1
14 GUTIERREZ Geonel.	4.26	0-0	2	2	0	0/0	0	6.1	9	3	3	6	3	1	0	0	27	.333	0	0	1	0	1
63 RODRIGUEZ Alexand	5.40	0-0	4	0	0	0/0	1	3.1	5	2	2	6	2	0	0	0	14	.357	0	0	0	0	1
19 GONGORA Dariel...	7.50	0-1	1	1	0	0/0	0	6.0	9	5	5	2	6	1	0	0	23	.391	1	1	0	0	3
Totals.....	3.52	3-4	7	7	0	0/0	3	64.0	79	31	25	24	30	12	2	0	250	.316	2	3	1	2	14
Opponents.....	2.39	4-3	7	7	0	0/0	2	64.0	60	25	17	29	40	8	1	1	233	.258	4	5	1	4	6

PB - Team (1), ABALLE 1, Opp (1). Pickoffs - Team (0), Opp (2). SBA/ATT - MOREJON (6-9), SOSA (2-3), GUTIERREZ (1-2), GARCIA (1-2), GONGORA (1-1), CRUS (1-1), RODRIGUEZ (1-1), ABALLE (1-1).

Overall Statistics for CUBA (as of Jul 08, 2017)
(All games Sorted by Fielding pct)

Player	C	PO	A	E	FLD%	Dps	SBA	CSB	SBA%	PB	CI
5 SEGURA Leonel....	47	47	0	0	1.000	1	0	0	---	0	0
11 GALVEZ Dainer....	45	20	25	0	1.000	3	0	0	---	0	0
45 MOREJON Frank Cam	32	27	5	0	1.000	0	6	3	.667	0	0
17 SILVA Edilse.....	29	26	3	0	1.000	2	0	0	---	0	0
22 BRAVO Humberto...	23	9	14	0	1.000	1	0	0	---	0	0
15 IBANEZ Yusniel...	9	9	0	0	1.000	0	0	0	---	0	0
24 ABALLE Franklin..	7	7	0	0	1.000	0	1	0	1.000	1	0
20 GRINAN Elicier...	6	6	0	0	1.000	2	0	0	---	0	0
2 MEDINA Anibal....	6	2	4	0	1.000	1	0	0	---	0	0
19 GONGORA Dariel...	4	0	4	0	1.000	0	1	0	1.000	0	0
92 RUIZ Yoandry.....	4	0	4	0	1.000	0	0	0	---	0	0
43 SOSA Adrian Rajiv	3	1	2	0	1.000	1	2	1	.667	0	0
14 GUTIERREZ Geonel.	3	0	3	0	1.000	0	1	1	.500	0	0
93 CASTILLO LuisEnri	1	0	1	0	1.000	0	0	0	---	0	0
7 GUIBERT Yoelkuis.	22	20	1	1	.955	0	0	0	---	0	0
30 ACEA Roberto.....	47	14	29	4	.915	3	0	0	---	0	0
21 PENA Jorge Luis..	5	4	0	1	.800	0	0	0	---	0	0
51 CRUS Yoalkis.....	4	0	3	1	.750	0	1	0	1.000	0	0
9 GARCIA Cesar Raul	3	0	2	1	.667	0	1	1	.500	0	0
63 RODRIGUEZ Alexand	0	0	0	0	.000	0	1	0	1.000	0	0
31 VAZQUEZ Osvaldo..	0	0	0	0	.000	0	0	0	---	0	0
10 ABREU Osvaldo....	0	0	0	0	.000	0	0	0	---	0	0
Totals.....	300	192	100	8	.973	5	7	3	.700	1	0
Opponents.....	287	192	84	11	.962	10	2	4	.333	1	0

Hitting minimums - 1 Games 1.0 AB/Game 2.7 TPA/Game
Pitching minimums - 1 Games 1.0 IP/Game



WORLD PORT TOURNAMENT



Team's stats

	Curacao	CUR
---	----------------	------------

Overall Statistics for Curacao (as of Jul 08, 2017)
(All games Sorted by Batting avg)

record: 1-5

Player	AVG	GP-GS	AB	R	H	2B	3B	HR	RBI	TB	SLG%	BB	HBP	SO	GDP	OB%	SF	SH	SB-ATT	PO	A	E	FLD%
10 MUJICA Shurendell	.429	6-6	21	4	9	2	1	0	5	13	.619	4	2	2	0	.556	0	1	2-4	9	20	3	.906
23 MEYER Edinho.....	.350	6-5	20	1	7	1	1	0	2	10	.500	0	0	2	0	.350	0	0	0-0	35	3	1	.974
11 GURP Raywendley v	.318	5-5	22	3	7	3	0	0	2	10	.455	1	0	4	0	.348	0	0	3-3	17	19	2	.947
37 JANSEN Ardley....	.292	6-6	24	0	7	0	0	0	2	7	.292	0	0	5	0	.280	1	1	0-0	8	8	2	.889
45 GREGORIUS Johanne	.235	5-4	17	1	4	0	0	0	2	4	.235	0	0	3	1	.235	0	0	0-0	6	0	0	1.000
9 CLEOFA Rojean....	.217	6-6	23	3	5	1	0	0	0	6	.261	2	0	2	0	.280	0	0	0-1	17	2	1	.950
18 GUSTINA Dennis...	.176	5-5	17	3	3	0	0	0	0	3	.176	0	0	1	0	.176	0	0	1-1	11	1	0	1.000
24 RICHARDSON Denzel	.150	6-5	20	0	3	0	0	0	1	3	.150	0	1	4	0	.190	0	0	1-1	6	0	1	.857
13 BEAUMONT Reangelo	.143	5-4	14	3	2	1	0	0	1	3	.214	1	0	2	2	.188	1	1	0-0	24	4	0	1.000

12 LIBERIA Sorick...	.333	4-1	3	0	1	0	0	0	1	1	.333	2	0	1	0	.600	0	0	0-0	5	2	0	1.000
3 FECUNDA Reyhan...	.167	4-1	6	0	1	0	0	0	0	1	.167	0	0	2	0	.167	0	1	0-0	7	0	0	1.000
7 SNIJDERS Ulrich...	.143	2-2	7	0	1	0	0	0	0	1	.143	0	0	4	0	.143	0	0	0-0	10	1	0	1.000
4 CAROLUS Levis....	.111	4-3	9	1	1	0	0	0	1	1	.111	0	0	5	0	.111	0	1	0-0	2	0	0	1.000
2 LA CRUS Shurman...	.000	4-1	4	0	0	0	0	0	0	0	.000	0	0	1	0	.000	0	0	0-0	3	0	0	1.000
Totals.....	.246	6-6	207	19	51	8	2	0	17	63	.304	10	3	38	3	.288	2	5	7-10	162	69	13	.947
Opponents.....	.273	6-6	209	42	57	6	1	1	38	68	.325	37	5	30	2	.390	3	5	6-8	168	84	5	.981

LOB - Team (46), Opp (61). DPs turned - Team (4), Opp (3). IBB - Team (1), GURP 1, Opp (2). Picked off - GUSTINA 1.

(All games Sorted by Earned run avg)

Player	ERA	W-L	APP	GS	CG	SHO/CBO	SV	IP	H	R	ER	BB	SO	2B	3B	HR	AB	B/Avg	WP	HBP	BK	SFA	SHA
17 LOURENS Temesh...	2.35	0-1	3	0	0	0/0	0	7.2	6	6	2	5	6	0	0	0	30	.200	0	1	3	0	1
57 MANUEL Ruderly...	2.84	0-0	2	2	0	0/0	0	12.2	8	4	4	6	6	1	0	1	42	.190	0	2	0	1	0
99 RIFAEELA Jhan.....	6.75	0-2	3	2	0	0/0	0	6.2	9	6	5	4	3	3	0	0	30	.300	2	0	0	0	0

22 ROSS Ismael.....	0.00	1-0	3	0	0	0/0	0	4.2	3	0	0	5	4	0	0	0	17	.176	0	0	0	0	0
16 JULIANA Hershelon	1.59	0-0	4	0	0	0/0	0	5.2	8	1	1	2	6	0	0	0	23	.348	0	0	0	0	0
20 HARIQUEZ Claysand	2.08	0-0	3	0	0	0/0	1	4.1	2	2	1	0	2	1	0	0	17	.118	1	0	0	0	0
8 ANTONIA Sidney...	5.40	0-0	2	0	0	0/0	0	1.2	2	1	1	2	1	0	0	0	7	.286	0	0	0	0	0
29 MARTINA Kenimar...	7.20	0-1	2	0	0	0/0	0	5.0	6	9	4	4	2	0	1	0	16	.375	0	0	0	0	4
19 ALBERTUS Rodienne	9.00	0-1	2	1	0	0/0	0	3.0	11	8	3	2	0	1	0	0	19	.579	1	0	0	0	0
26 LOURENS Marverich	16.88	0-0	3	1	0	0/0	0	2.2	2	5	5	7	0	0	0	0	8	.250	1	2	0	2	0
Totals.....	4.33	1-5	6	6	0	0/0	1	54.0	57	42	26	37	30	6	1	1	209	.273	5	5	3	3	5
Opponents.....	2.09	5-1	6	6	0	1/1	4	56.0	51	19	13	10	38	8	2	0	207	.246	3	3	0	2	5

PB - Team (4), BEAUMONT 2, SNIJDERS 2, Opp (1). Pickoffs - Team (0), Opp (1). SBA/ATT - BEAUMONT (5-7), MANUEL (1-2), LOURENS T. (2-2), HARIQUEZ (1-1), RIFAEELA (1-1), ALBERTUS (1-1), SNIJDERS (1-1), JULIANA (0-1).

Overall Statistics for Curacao (as of Jul 08, 2017)
(All games Sorted by Fielding pct)

Player	C	PO	A	E	FLD%	Dps	SBA	CSB	SBA%	PB	CI
13 BEAUMONT Reangelo	28	24	4	0	1.000	1	5	2	.714	2	0
18 GUSTINA Dennis...	12	11	1	0	1.000	0	0	0	---	0	0
7 SNIJDERS Ulrich...	11	10	1	0	1.000	0	1	0	1.000	2	0
12 LIBERIA Sorick...	7	5	2	0	1.000	2	0	0	---	0	0
3 FECUNDA Reyhan...	7	7	0	0	1.000	0	0	0	---	0	0
45 GREGORIUS Johanne	6	6	0	0	1.000	1	0	0	---	0	0
29 MARTINA Kenimar...	4	0	4	0	1.000	0	0	0	---	0	0
2 LA CRUS Shurman...	3	3	0	0	1.000	0	0	0	---	0	0
57 MANUEL Ruderly...	3	0	3	0	1.000	0	1	1	.500	0	0
4 CAROLUS Levis....	2	2	0	0	1.000	0	0	0	---	0	0
20 HARIQUEZ Claysand	2	2	0	0	1.000	0	1	0	1.000	0	0
22 ROSS Ismael.....	1	0	1	0	1.000	0	0	0	---	0	0
26 LOURENS Marverich	1	0	1	0	1.000	0	0	0	---	0	0
23 MEYER Edinho.....	39	35	3	1	.974	1	0	0	---	0	0
9 CLEOFA Rojean....	20	17	2	1	.950	0	0	0	---	0	0
11 GURP Raywendley v	38	17	19	2	.947	2	0	0	---	0	0
10 MUJICA Shurendell	32	9	20	3	.906	2	0	0	---	0	0
37 JANSEN Ardley....	18	8	8	2	.889	1	0	0	---	0	0
24 RICHARDSON Denzel	7	6	0	1	.857	0	0	0	---	0	0
17 LOURENS Temesh...	2	0	0	2	.000	0	2	0	1.000	0	0
19 ALBERTUS Rodienne	1	0	0	1	.000	0	1	0	1.000	0	0
99 RIFAEELA Jhan.....	0	0	0	0	.000	0	1	0	1.000	0	0
8 ANTONIA Sidney...	0	0	0	0	.000	0	0	0	---	0	0
16 JULIANA Hershelon	0	0	0	0	.000	0	0	1	.000	0	0
Totals.....	244	162	69	13	.947	4	6	2	.750	4	0
Opponents.....	257	168	84	5	.981	3	7	3	.700	1	0

Hitting minimums - 1 Games 1.0 AB/Game 2.7 TPA/Game
Pitching minimums - 1 Games 1.0 IP/Game



WORLD PORT TOURNAMENT



Team's stats

●	Japan	JAP
---	--------------	------------

Overall Statistics for Japan (as of Jul 10, 2017)
(All games Sorted by Batting avg)

record: 5-3

Player	AVG	GP-GS	AB	R	H	2B	3B	HR	RBI	TB	SLG%	BB	HBP	SO	GDP	OB%	SF	SH	SB-ATT	PO	A	E	FLD%
13 OKURA Takuya.....	.448	7-7	29	5	13	1	0	0	9	14	.483	4	0	1	0	.515	0	0	1-2	3	9	1	.923
6 TADA Togo.....	.421	6-5	19	5	8	0	0	0	2	8	.421	0	0	3	0	.400	1	2	2-2	12	1	1	.929
4 OTANI Masaki.....	.379	7-7	29	5	11	3	1	0	5	16	.552	3	0	2	0	.438	0	2	2-2	11	19	3	.909
30 MORINAKA Kenta...	.350	7-6	20	1	7	1	0	0	4	8	.400	3	0	2	0	.435	0	0	0-0	46	3	0	1.000
5 KOBUKATA Hiroto..	.333	7-7	27	7	9	1	0	0	3	10	.370	6	1	1	0	.471	0	2	2-2	21	17	2	.950
9 NAKANISHI Yudai..	.320	7-7	25	3	8	2	0	0	1	10	.400	5	0	4	0	.433	0	1	2-2	8	1	2	.818
8 FUKUHARA Kenta...	.222	8-7	27	2	6	3	0	0	4	9	.333	3	0	4	0	.290	1	0	0-0	11	0	0	1.000
7 WAKIYA Naoyuki...	.136	6-5	22	1	3	0	0	0	0	3	.136	3	0	1	1	.240	0	2	1-1	13	3	0	1.000

22 ARAKI Koya.....	.571	6-4	14	7	8	0	0	0	1	8	.571	2	0	0	0	.625	0	1	0-0	2	16	0	1.000
23 MAEDA Ryoto.....	.333	7-3	18	0	6	0	0	0	4	6	.333	1	0	2	0	.368	0	0	0-0	3	1	0	1.000
25 SUZUKI Kazuya...	.333	4-3	12	1	4	0	0	0	3	4	.333	0	0	2	0	.333	0	0	0-0	5	0	0	1.000
10 YAMAGISHI Masaki..	.214	7-3	14	4	3	0	0	0	0	3	.214	0	0	1	0	.214	0	2	1-1	28	2	0	1.000
3 NAKAMURA Yusuke..	.154	5-2	13	1	2	0	0	0	1	2	.154	0	0	0	0	.154	0	0	0-0	24	2	0	1.000
1 KUME Tateo.....	.154	6-5	13	0	2	0	0	0	0	2	.154	0	0	3	0	.154	0	1	0-0	22	5	0	1.000
24 HIRAYAMA Takuma..	.000	7-1	6	0	0	0	0	0	2	0	.000	0	0	1	0	.000	2	0	0-0	4	5	0	1.000
Totals.....	.313	8-8	288	42	90	11	1	0	39	103	.358	30	1	27	1	.375	4	13	11-12	217	95	9	.972
Opponents.....	.239	8-8	251	23	60	6	1	1	19	71	.283	30	5	53	10	.331	1	13	2-6	216	105	15	.955

LOB - Team (81), Opp (62). DPs turned - Team (12), Opp (4). CI - Team (0), Opp (1). IBB - Team (2), MORINAKA 1, NAKANISHI 1, Opp (2). Picked off - FUKUHARA 1, OTANI 1.

(All games Sorted by Earned run avg)

Player	ERA	W-L	APP	GS	CG	SHO/CBO	SV	IP	H	R	ER	BB	SO	2B	3B	HR	AB	B/Avg	WP	HBP	BK	SFA	SHA
12 FUJII Ryosuke....	0.00	1-0	4	0	0	0/0	1	11.0	4	0	0	4	5	0	0	0	32	.125	0	1	0	0	2
17 YAMAGAMI Daisuke.	0.60	2-0	3	3	0	0/1	0	15.0	9	1	1	4	15	1	0	0	50	.180	3	0	0	0	0
11 YAMAGUCHI Akira..	1.69	0-0	3	1	0	0/0	1	10.2	7	2	2	1	5	2	0	0	34	.206	0	1	0	0	2
18 YAMAMOTO Takahiro	3.38	1-2	4	3	0	0/0	0	16.0	17	6	6	8	10	1	1	1	55	.309	3	1	0	0	6
14 OKADA Kazuma.....	6.48	0-1	4	1	0	0/0	0	8.1	12	7	6	2	6	0	0	0	35	.343	0	1	0	0	2

20 YOKOYAMA Tatsuya.	0.00	0-0	2	0	0	0/0	0	3.0	2	3	0	5	5	1	0	0	11	.182	1	0	0	1	0
15 KOTERA Kenko.....	0.00	0-0	2	0	0	0/0	0	3.0	2	0	0	4	2	0	0	0	10	.200	0	0	0	0	1
21 FUKUSHIMA Kosuke.	3.38	1-0	3	0	0	0/1	0	5.1	7	4	2	2	5	1	0	0	24	.292	0	1	0	0	0
Totals.....	2.12	5-3	8	8	0	1/1	2	72.1	60	23	17	30	53	6	1	1	251	.239	7	5	0	1	13
Opponents.....	3.88	3-5	8	8	0	0/0	2	72.0	90	42	31	30	27	11	1	0	288	.313	6	1	2	4	13

PB - Team (0), Opp (4). Pickoffs - Team (0), Opp (1). SBA/ATT - KUME (2-4), YAMAMOTO (1-3), YAMAGAMI (0-1), OKADA (1-1), YOKOYAMA (0-1).

Overall Statistics for Japan (as of Jul 10, 2017)
(All games Sorted by Fielding pct)

Player	C	PO	A	E	FLD%	Dps	SBA	CSB	SBA%	PB	CI
30 MORINAKA Kenta...	49	46	3	0	1.000	7	0	0	---	0	0
10 YAMAGISHI Masaki.	30	28	2	0	1.000	0	0	0	---	0	0
1 KUME Tateo.....	27	22	5	0	1.000	0	2	2	.500	0	0
3 NAKAMURA Yusuke..	26	24	2	0	1.000	4	0	0	---	0	0
22 ARAKI Koya.....	18	2	16	0	1.000	1	0	0	---	0	0
7 WAKIYA Naoyuki...	16	13	3	0	1.000	0	0	0	---	0	0
8 FUKUHARA Kenta...	11	11	0	0	1.000	0	0	0	---	0	0
24 HIRAYAMA Takuma..	9	4	5	0	1.000	2	0	0	---	0	0
25 SUZUKI Kazuya....	5	5	0	0	1.000	0	0	0	---	0	0
14 OKADA Kazuma.....	4	2	2	0	1.000	1	1	0	1.000	0	0
23 MAEDA Ryoto.....	4	3	1	0	1.000	0	0	0	---	0	0
18 YAMAMOTO Takahiro	3	1	2	0	1.000	0	1	2	.333	0	0
17 YAMAGAMI Daisuke.	3	1	2	0	1.000	0	0	1	.000	0	0
12 FUJII Ryosuke....	2	0	2	0	1.000	0	0	0	---	0	0
20 YOKOYAMA Tatsuya.	1	0	1	0	1.000	0	0	1	.000	0	0
11 YAMAGUCHI Akira..	1	0	1	0	1.000	0	0	0	---	0	0
15 KOTERA Kenko.....	1	0	1	0	1.000	0	0	0	---	0	0
5 KOBUKATA Hiroto..	40	21	17	2	.950	7	0	0	---	0	0
6 TADA Togo.....	14	12	1	1	.929	0	0	0	---	0	0
13 OKURA Takuya....	13	3	9	1	.923	0	0	0	---	0	0
4 OTANI Masaki.....	33	11	19	3	.909	8	0	0	---	0	0
9 NAKANISHI Yudai..	11	8	1	2	.818	0	0	0	---	0	0
21 FUKUSHIMA Kosuke.	0	0	0	0	.000	0	0	0	---	0	0
Totals.....	321	217	95	9	.972	12	2	4	.333	0	0
Opponents.....	336	216	105	15	.955	4	11	1	.917	4	1

Hitting minimums - 1 Games 1.0 AB/Game 2.7 TPA/Game
Pitching minimums - 1 Games 1.0 IP/Game



WORLD PORT TOURNAMENT



Team's stats

Netherlands

NEDOverall Statistics for Netherlands (as of Jul 08, 2017)
(All games Sorted by Batting avg)

record: 3-3

Player	AVG	GP-GS	AB	R	H	2B	3B	HR	RBI	TB	SLG%	BB	HBP	SO	GDP	OB%	SF	SH	SB-ATT	PO	A	E	FLD%
7 KEMP Dwayne.....	.421	6-5	19	3	8	1	0	0	6	9	.474	3	0	2	3	.500	0	2	1-2	7	9	0	1.000
38 DRAIJER Max.....	.400	5-4	15	2	6	0	0	0	2	6	.400	2	0	2	0	.471	0	0	0-0	7	14	0	1.000
18 MEER Stijn van de	.292	6-6	24	6	7	0	0	0	1	7	.292	3	0	2	0	.370	0	0	0-0	15	28	2	.956
5 LEONORA Dudley...	.240	6-6	25	0	6	0	0	0	4	6	.240	2	0	3	0	.296	0	0	1-1	63	7	0	1.000
30 BOEKHOUDT Gianiso	.211	6-6	19	2	4	2	0	0	2	6	.316	7	0	7	3	.423	0	1	0-0	22	0	1	.957
45 ENGELHARDT Rachid	.167	6-6	18	0	3	0	0	0	1	3	.167	2	1	6	0	.286	0	2	0-0	6	0	0	1.000
23 URBANUS Nick.....	.160	6-6	25	2	4	1	0	0	3	5	.200	0	1	4	0	.192	0	0	0-0	6	4	2	.833
11 GARIA Chris.....	.100	6-6	20	6	2	0	1	0	2	4	.200	3	1	4	0	.250	0	3	2-2	16	0	0	1.000
17 HOEK Rowan van...	.286	3-2	7	1	2	0	0	0	1	2	.286	1	0	2	0	.375	0	0	0-0	7	0	0	1.000
15 PEELS Nick.....	.143	4-4	14	2	2	0	0	0	0	2	.143	1	0	7	1	.200	0	0	1-1	11	0	0	1.000
8 GROOTEN Bram.....	.000	3-2	6	2	0	0	0	0	0	0	.000	2	0	2	0	.250	0	0	0-0	2	0	0	1.000
12 CLARIJS Max.....	.000	2-1	4	0	0	0	0	0	0	0	.000	0	0	2	0	.000	0	0	0-0	7	0	0	1.000
16 DELIMA Kendrick..	.000	2-0	2	0	0	0	0	0	0	0	.000	0	0	0	0	.000	0	0	0-0	0	0	0	.000
Totals.....	.222	6-6	198	26	44	4	1	0	22	50	.253	26	3	43	7	.322	0	8	5-6	172	77	5	.980
Opponents.....	.239	6-6	205	22	49	6	2	0	19	59	.288	12	2	35	3	.283	4	8	4-8	171	87	5	.981

LOB - Team (44), Opp (43). DPs turned - Team (5), Opp (8). IBB - Team (2), BOEKHOUDT 1, LEONORA 1.

(All games Sorted by Earned run avg)

Player	ERA	W-L	APP	GS	CG	SHO/CBO	SV	IP	H	R	ER	BB	SO	2B	3B	HR	AB	B/Avg	WP	HBP	BK	SFA	SHA
36 MARKWELL Diegomar	0.00	0-0	2	2	0	0/0	0	10.1	8	0	0	2	1	1	1	0	34	.235	0	0	0	0	1
13 HEIJSTEK Kevin...	0.00	0-0	2	1	0	0/0	0	7.0	3	1	0	1	6	0	0	0	23	.130	0	0	0	0	1
29 HUIJER Lars.....	1.29	1-0	1	1	0	0/0	0	7.0	6	1	1	1	5	1	0	0	26	.231	1	0	0	0	0
19 CORDEMANS Rob....	2.25	0-0	1	1	0	0/0	0	8.0	7	2	2	0	6	1	0	0	31	.226	0	0	0	0	0
20 BOLSENBROEK Mike.	0.00	1-0	4	0	0	0/0	1	3.2	2	4	0	1	3	0	1	0	10	.200	0	0	0	1	2
3 DRIEL Berry van..	0.00	0-0	3	0	0	0/0	1	3.0	1	1	0	1	1	0	0	0	8	.125	0	1	0	1	0
27 ANGELA Jerremy..	0.00	0-0	2	0	0	0/0	0	2.1	1	0	0	0	3	0	0	0	8	.125	0	0	0	0	0
33 KELLY Kevin.....	1.69	0-0	4	0	0	0/0	0	5.1	3	2	1	1	2	0	0	0	18	.167	0	1	0	1	1
50 PLOEGER Jim.....	4.91	1-0	2	0	0	0/0	0	3.2	5	2	2	3	4	1	0	0	15	.333	2	0	0	0	0
25 TIMMERMANS Kaj...	5.40	0-1	1	1	0	0/0	0	5.0	7	4	3	1	2	1	0	0	22	.318	0	0	0	0	2
46 MIL Loek van.....	13.50	0-2	3	0	0	0/0	0	2.0	6	5	3	1	2	1	0	0	10	.600	0	0	0	1	1
Totals.....	1.88	3-3	6	6	0	0/0	2	57.1	49	22	12	12	35	6	2	0	205	.239	3	2	0	4	8
Opponents.....	2.37	3-3	6	6	0	0/0	0	57.0	44	26	15	26	43	4	1	0	198	.222	2	3	1	0	8

PB - Team (5), BOEKHOUDT 3, HOEK 2, Opp (1). Pickoffs - Team (3), MARKWELL 3. SBA/ATT - MARKWELL (0-3), CLARIJS (2-2), CORDEMANS (2-2), BOLSENBROEK (0-1), HEIJSTEK (1-1), BOEKHOUDT (1-1), HOEK (1-1), KELLY (1-1).

Overall Statistics for Netherlands (as of Jul 08, 2017)
(All games Sorted by Fielding pct)

Player	C	PO	A	E	FLD%	Dps	SBA	CSB	SBA%	PB	CI
5 LEONORA Dudley...	70	63	7	0	1.000	3	0	0	---	0	0
38 DRAIJER Max.....	21	7	14	0	1.000	3	0	0	---	0	0
7 KEMP Dwayne.....	16	7	9	0	1.000	1	0	0	---	0	0
11 GARIA Chris.....	16	16	0	0	1.000	0	0	0	---	0	0
15 PEELS Nick.....	11	11	0	0	1.000	0	0	0	---	0	0
12 CLARIJS Max.....	7	7	0	0	1.000	0	2	0	1.000	0	0
17 HOEK Rowan van...	7	7	0	0	1.000	0	1	0	1.000	2	0
45 ENGELHARDT Rachid	6	6	0	0	1.000	0	0	0	---	0	0
36 MARKWELL Diegomar	4	0	4	0	1.000	0	0	3	.000	0	0
29 HUIJER Lars.....	3	1	2	0	1.000	0	0	0	---	0	0
25 TIMMERMANS Kaj...	3	1	2	0	1.000	0	0	0	---	0	0
8 GROOTEN Bram.....	2	2	0	0	1.000	0	0	0	---	0	0
19 CORDEMANS Rob....	2	0	2	0	1.000	0	2	0	1.000	0	0
46 MIL Loek van....	2	1	1	0	1.000	0	0	0	---	0	0
20 BOLSENBROEK Mike.	2	0	2	0	1.000	0	0	1	.000	0	0
13 HEIJSTEK Kevin...	1	0	1	0	1.000	0	1	0	1.000	0	0
33 KELLY Kevin.....	1	0	1	0	1.000	0	1	0	1.000	0	0
30 BOEKHOUDT Gianiso	23	22	0	1	.957	0	1	0	1.000	3	0
18 MEER Stijn van de	45	15	28	2	.956	3	0	0	---	0	0
23 URBANUS Nick.....	12	6	4	2	.833	1	0	0	---	0	0
16 DELIMA Kendrick..	0	0	0	0	.000	0	0	0	---	0	0
27 ANGELA Jerremy..	0	0	0	0	.000	0	0	0	---	0	0
50 PLOEGER Jim.....	0	0	0	0	.000	0	0	0	---	0	0
3 DRIEL Berry van..	0	0	0	0	.000	0	0	0	---	0	0
Totals.....	254	172	77	5	.980	5	4	4	.500	5	0
Opponents.....	263	171	87	5	.981	8	5	1	.833	1	0

Hitting minimums - 1 Games 1.0 AB/Game 2.7 TPA/Game
Pitching minimums - 1 Games 1.0 IP/Game



WORLD PORT TOURNAMENT



Team's stats



Chinese Taipei

CTI

Overall Statistics for Chinese Taipei (as of Jul 10, 2017)
(All games Sorted by Batting avg)

record: 5-2

Player	AVG	GP-GS	AB	R	H	2B	3B	HR	RBI	TB	SLG%	BB	HBP	SO	GDP	OB%	SF	SH	SB-ATT	PO	A	E	FLD%
21 CHEN Yi Hung....	.368	7-6	19	4	7	0	0	1	3	10	.526	5	0	4	0	.500	0	1	1-3	39	3	0	1.000
49 HUANG Chia Wei...	.320	7-7	25	2	8	2	0	0	4	10	.400	5	0	3	0	.433	0	0	0-2	39	3	2	.955
27 WANG Hsin Chuan..	.318	7-7	22	2	7	0	0	0	4	7	.318	4	0	3	0	.423	0	2	0-1	3	18	2	.913
8 KO Ching Han.....	.286	7-6	21	3	6	2	0	0	1	8	.381	2	2	2	1	.400	0	3	0-0	6	1	0	1.000
62 LIN Han.....	.269	7-7	26	3	7	1	0	0	4	8	.308	5	1	4	1	.406	0	1	0-0	16	28	3	.936
17 LIN Chia Yu.....	.250	7-6	24	2	6	0	0	0	0	6	.250	1	0	3	0	.280	0	4	1-2	46	1	0	1.000
26 LIAO Chun Kai....	.238	7-7	21	2	5	0	0	0	3	5	.238	5	0	7	1	.370	1	4	1-1	6	13	0	1.000
16 TAI Ju Liang.....	.188	6-4	16	4	3	1	0	0	0	4	.250	5	1	4	0	.409	0	0	2-2	8	0	1	.889
22 SU Wei Chuan.....	.250	5-1	12	0	3	0	0	0	2	3	.250	0	0	2	1	.250	0	1	0-0	10	6	0	1.000
13 LIN Tzu Chieh....	.143	7-4	14	2	2	1	1	0	1	5	.357	0	0	3	0	.133	1	0	0-0	7	0	1	.875
15 TSAI Meng HSIU...	.143	4-3	7	0	1	0	0	0	0	1	.143	0	0	2	0	.143	0	0	0-0	0	0	0	.000
71 CHEN Yen Ying....	.000	3-3	6	0	0	0	0	0	0	0	.000	0	0	3	0	.000	0	0	0-0	1	0	0	1.000
2 TSAI Ming Chueh..	.000	3-2	6	1	0	0	0	0	0	0	.000	2	0	1	0	.250	0	1	0-1	1	5	0	1.000
77 HUANG Wei Ming...	.000	3-0	0	1	0	0	0	0	0	0	.000	0	0	0	0	.000	0	0	0-0	3	0	0	1.000
Totals.....	.251	7-7	219	26	55	7	1	1	22	67	.306	34	4	41	4	.359	2	17	5-12	192	95	10	.966
Opponents.....	.239	7-7	230	20	55	8	0	0	18	63	.274	26	1	41	3	.317	2	9	11-14	188	76	9	.967

LOB - Team (62), Opp (57). DPs turned - Team (5), Opp (6). CI - Team (1), HUANG Chia 1. IBB - Team (3), LIN H. 1, WANG H. 1, TAI 1. Picked off - TSAI Mi 1, HUANG Chia 1.

(All games Sorted by Earned run avg)

Player	ERA	W-L	APP	GS	CG	SHO/CBO	SV	IP	H	R	ER	BB	SO	2B	3B	HR	AB	B/Avg	WP	HBP	BK	SFA	SHA
70 WANG Cheng Hao...	0.96	1-0	5	0	0	0/0	2	9.1	7	2	1	3	7	0	0	0	32	.219	0	0	0	0	3
92 HUANG Chien Lung.	1.29	0-0	4	0	0	0/0	0	7.0	8	1	1	3	5	3	0	0	26	.308	0	0	0	0	1
19 HUANG Tzu Peng...	1.74	0-0	3	2	0	0/0	0	10.1	11	4	2	5	9	1	0	0	39	.282	0	0	1	1	1
7 CHENG Chih Hung...	2.08	1-0	4	1	0	0/0	0	8.2	8	2	2	3	10	2	0	0	33	.242	0	0	0	0	1
38 KAO Yao Tso.....	2.53	1-0	2	2	0	0/0	0	10.2	8	4	3	3	8	2	0	0	38	.211	1	1	0	0	0
18 WU Sheng Feng....	0.00	1-0	2	1	0	0/0	0	5.1	4	0	0	1	0	0	0	0	20	.200	0	0	0	0	0
28 TANG Chia Chun...	0.00	0-0	3	0	0	0/0	0	3.0	0	0	0	1	0	0	0	0	6	.000	0	0	0	0	2
11 LEE Chun Chi.....	2.84	0-0	2	1	0	0/0	0	6.1	4	3	2	3	0	0	0	0	22	.182	0	0	0	1	1
66 CHENG Wen Hao....	6.75	1-2	4	0	0	0/0	0	2.2	3	2	2	3	1	0	0	0	10	.300	0	0	0	0	0
25 LIAO Chuang Ju...	27.00	0-0	1	0	0	0/0	0	0.2	2	2	2	1	1	0	0	0	4	.500	1	0	0	0	0
Totals.....	2.11	5-2	7	7	0	0/0	2	64.0	55	20	15	26	41	8	0	0	230	.239	2	1	1	2	9
Opponents.....	2.73	2-5	7	7	0	0/0	2	62.2	55	26	19	34	41	7	1	1	219	.251	4	4	1	2	17

PB - Team (0), Opp (3). Pickoffs - Team (3), HUANG Chien 2, KAO 1, Opp (2). SBA/ATT - HUANG Chia (11-13), HUANG T. (3-4), KAO (2-2), WU (2-2), TANG (1-1), LEE (1-1), WANG C. (1-1), CHENG W. (1-1), CHENG C. (0-1), HUANG Chien (0-1).

Overall Statistics for Chinese Taipei (as of Jul 10, 2017)
(All games Sorted by Fielding pct)

Player	C	PO	A	E	FLD%	Dps	SBA	CSB	SBA%	PB	CI
17 LIN Chia Yu.....	47	46	1	0	1.000	2	0	0	---	0	0
21 CHEN Yi Hung....	42	39	3	0	1.000	2	0	0	---	0	0
26 LIAO Chun Kai....	19	6	13	0	1.000	2	0	0	---	0	0
22 SU Wei Chuan.....	16	10	6	0	1.000	0	0	0	---	0	0
38 KAO Yao Tso.....	8	2	6	0	1.000	1	2	0	1.000	0	0
8 KO Ching Han.....	7	6	1	0	1.000	0	0	0	---	0	0
2 TSAI Ming Chueh..	6	1	5	0	1.000	1	0	0	---	0	0
92 HUANG Chien Lung.	4	0	4	0	1.000	0	0	1	.000	0	0
77 HUANG Wei Ming...	3	3	0	0	1.000	0	0	0	---	0	0
18 WU Sheng Feng....	3	2	1	0	1.000	0	2	0	1.000	0	0
19 HUANG Tzu Peng...	3	2	1	0	1.000	0	3	1	.750	0	0
71 CHEN Yen Ying....	1	1	0	0	1.000	0	0	0	---	0	0
28 TANG Chia Chun...	1	0	1	0	1.000	0	1	0	1.000	0	0
7 CHENG Chih Hung..	1	0	1	0	1.000	0	0	1	.000	0	0
11 LEE Chun Chi.....	1	1	0	0	1.000	0	1	0	1.000	0	0
49 HUANG Chia Wei...	44	39	3	2	.955	1	11	2	.846	0	1
62 LIN Han.....	47	16	28	3	.936	2	0	0	---	0	0
27 WANG Hsin Chuan..	23	3	18	2	.913	1	0	0	---	0	0
16 TAI Ju Liang.....	9	8	0	1	.889	0	0	0	---	0	0
13 LIN Tzu Chieh....	8	7	0	1	.875	0	0	0	---	0	0
70 WANG Cheng Hao...	4	0	3	1	.750	0	1	0	1.000	0	0
25 LIAO Chuang Ju...	0	0	0	0	.000	0	0	0	---	0	0
15 TSAI Meng HSIU...	0	0	0	0	.000	0	0	0	---	0	0
66 CHENG Wen Hao....	0	0	0	0	.000	0	1	0	1.000	0	0
Totals.....	297	192	95	10	.966	5	11	3	.786	0	1
Opponents.....	273	188	76	9	.967	6	5	7	.417	3	0

Hitting minimums - 1 Games 1.0 AB/Game 2.7 TPA/Game
Pitching minimums - 1 Games 1.0 IP/Game



WORLD PORT TOURNAMENT



Leaders Summary

Batting Leaders (as of Jul 10, 2017)
(All games)

Hitting minimums - 1 Games 1.0 AB/Game 2.7 TPA/Game
Pitching minimums - 1 Games 1.0 IP/Game

Batting avg

1. OKURA Takuya, JAP.....	.448
2. MUJICA Shurendell, CUR.....	.429
3. GUIBERT Yoelkuis, CUB.....	.423
4. TADA Togo, JAP.....	.421
KEMP Dwayne, NED.....	.421
6. MOREJON Frank Cami, CUB....	.412
7. DRAIJER Max, NED.....	.400
8. SILVA Edilse, CUB.....	.385
9. OTANI Masaki, JAP.....	.379
10. CHEN Yi Hung, CTI.....	.368

Slugging pct

1. MUJICA Shurendell, CUR.....	.619
2. OTANI Masaki, JAP.....	.552
3. CHEN Yi Hung, CTI.....	.526
4. GUIBERT Yoelkuis, CUB.....	.500
MEYER Edinho, CUR.....	.500
6. OKURA Takuya, JAP.....	.483
7. KEMP Dwayne, NED.....	.474
8. MOREJON Frank Cami, CUB....	.471
9. GURP Raywendley va, CUR....	.455
10. IBANEZ Yusniel, CUB.....	.440

On base pct

1. MOREJON Frank Cami, CUB....	.565
2. MUJICA Shurendell, CUR.....	.556
3. OKURA Takuya, JAP.....	.515
4. CHEN Yi Hung, CTI.....	.500
KEMP Dwayne, NED.....	.500
6. KOBUKATA Hiroto, JAP.....	.471
DRAIJER Max, NED.....	.471
8. SILVA Edilse, CUB.....	.448
9. OTANI Masaki, JAP.....	.438
10. MORINAKA Kenta, JAP.....	.435

Runs scored

1. KOBUKATA Hiroto, JAP.....	7
ARAKI Koya, JAP.....	7
3. MEER Stijn van der, NED....	6
GARIA Chris, NED.....	6
5. OKURA Takuya, JAP.....	5
TADA Togo, JAP.....	5
OTANI Masaki, JAP.....	5
8. 5 tied at.....	4

Hits

1. OKURA Takuya, JAP.....	13
2. OTANI Masaki, JAP.....	11
GUIBERT Yoelkuis, CUB.....	11
4. SILVA Edilse, CUB.....	10
5. KOBUKATA Hiroto, JAP.....	9
MUJICA Shurendell, CUR.....	9
7. 5 tied at.....	8

Runs batted in

1. OKURA Takuya, JAP.....	9
2. KEMP Dwayne, NED.....	6
3. MUJICA Shurendell, CUR.....	5
OTANI Masaki, JAP.....	5
5. 9 tied at.....	4

Doubles

1. FUKUHARA Kenta, JAP.....	3
GURP Raywendley va, CUR....	3
OTANI Masaki, JAP.....	3
4. HUANG Chia Wei, CTI.....	2
NAKANISHI Yudai, JAP.....	2
GUIBERT Yoelkuis, CUB.....	2
KO Ching Han, CTI.....	2
MUJICA Shurendell, CUR.....	2
BOEKHOUDT Gianison, NED....	2
10.17 tied at.....	1

Triples

1. MUJICA Shurendell, CUR.....	1
GRINAN Elicier, CUB.....	1
OTANI Masaki, JAP.....	1
MEYER Edinho, CUR.....	1
GARIA Chris, NED.....	1
LIN Tzu Chieh, CTI.....	1

Home runs

1. CHEN Yi Hung, CTI.....	1
IBANEZ Yusniel, CUB.....	1

Total bases

1. OTANI Masaki, JAP.....	16
2. OKURA Takuya, JAP.....	14
3. GUIBERT Yoelkuis, CUB.....	13
MUJICA Shurendell, CUR.....	13
5. IBANEZ Yusniel, CUB.....	11
6. 7 tied at.....	10

Walks

1. BOEKHOUDT Gianison, NED....	7
GALVEZ Dainer, CUB.....	7
3. BRAVO Humberto, CUB.....	6
KOBUKATA Hiroto, JAP.....	6
5. 7 tied at.....	5

Hit by pitch

1. MOREJON Frank Cami, CUB....	4
2. MUJICA Shurendell, CUR.....	2
KO Ching Han, CTI.....	2
4. 8 tied at.....	1

Sac bunts

1. LIAO Chun Kai, CTI.....	4
LIN Chia Yu, CTI.....	4
3. GARIA Chris, NED.....	3
KO Ching Han, CTI.....	3
5. 9 tied at.....	2

Sac flies

1. IBANEZ Yusniel, CUB.....	2
HIRAYAMA Takuma, JAP.....	2
3. BEAUMONT Reangelo, CUR.....	1
GRINAN Elicier, CUB.....	1
FUKUHARA Kenta, JAP.....	1
VAZQUEZ Osvaldo, CUB.....	1
LIAO Chun Kai, CTI.....	1
JANSEN Ardley, CUR.....	1
TADA Togo, JAP.....	1
LIN Tzu Chieh, CTI.....	1

Stolen bases

1. GURP Raywendley va, CUR....	3
2. TADA Togo, JAP.....	2
TAI Ju Liang, CTI.....	2
GARIA Chris, NED.....	2
NAKANISHI Yudai, JAP.....	2
KOBUKATA Hiroto, JAP.....	2
OTANI Masaki, JAP.....	2
MUJICA Shurendell, CUR.....	2
9. 13 tied at.....	1

<page/>

Total plate appearances

1. KOBUKATA Hiroto, JAP.....	36
2. OTANI Masaki, JAP.....	34
3. LIN Han, CTI.....	33
GALVEZ Dainer, CUB.....	33
OKURA Takuya, JAP.....	33
IBANEZ Yusniel, CUB.....	33
7. VAZQUEZ Osvaldo, CUB.....	32
8. 4 tied at.....	31

At bats

1. OKURA Takuya, JAP.....	29
OTANI Masaki, JAP.....	29
3. VAZQUEZ Osvaldo, CUB.....	27
KOBUKATA Hiroto, JAP.....	27
FUKUHARA Kenta, JAP.....	27
6. SILVA Edilse, CUB.....	26
GUIBERT Yoelkuis, CUB.....	26
LIN Han, CTI.....	26
GALVEZ Dainer, CUB.....	26
10.6 tied at.....	25

Steal attempts

1. MUJICA Shurendell, CUR.....	4
2. GURP Raywendley va, CUR....	3
CHEN Yi Hung, CTI.....	3
4. 12 tied at.....	2



WORLD PORT TOURNAMENT



Strikeouts

1. LIAO Chun Kai, CTI.....	7
PEELS Nick, NED.....	7
VAZQUEZ Osvaldo, CUB.....	7
BOEKHOUDT Gianison, NED....	7
5. ENGELHARDT Rachid, NED....	6
IBANEZ Yusniel, CUB.....	6
7. SILVA Edilse, CUB.....	5
JANSEN Ardley, CUR.....	5
BRAVO Humberto, CUB.....	5
CAROLUS Levis, CUR.....	5

Caught stealing

1. HUANG Chia Wei, CTI.....	2
CHEN Yi Hung, CTI.....	2
MUJICA Shurendell, CUR.....	2
4. 10 tied at.....	1

Grounded into DP

1. KEMP Dwayne, NED.....	3
BOEKHOUDT Gianison, NED....	3
3. BEAUMONT Reangelo, CUR....	2
IBANEZ Yusniel, CUB.....	2
5. 13 tied at.....	1

Batting Analysis Leaders (as of Jul 10, 2017) (All games)

Hitting minimums - 1 Games 1.0 AB/Game 2.7 TPA/Game
Pitching minimums - 1 Games 1.0 IP/Game

Avg vs left

1. MUJICA Shurendell, CUR.....	1.000
RICHARDSON Denzel, CUR.....	1.000
MEYER Edinho, CUR.....	1.000
SEGURA Leonel, CUB.....	1.000
MOREJON Frank Cami, CUB....	1.000
6. OTANI Masaki, JAP.....	.800
7. KOBUKATA Hiroto, JAP.....	.667
8. TADA Togo, JAP.....	.625
9. WANG Hsin Chuan, CTI.....	.600
10. GALVEZ Dainer, CUB.....	.500

Avg vs right

1. OKURA Takuya, JAP.....	.458
2. SILVA Edilse, CUB.....	.455
3. GUIBERT Yoelkuis, CUB....	.409
4. MUJICA Shurendell, CUR....	.400
KEMP Dwayne, NED.....	.400
6. MEER Stijn van der, NED....	.389
7. CHEN Yi Hung, CTI.....	.385
8. MOREJON Frank Cami, CUB....	.375
9. LIN Han, CTI.....	.368
10. DRAIJER Max, NED.....	.364

Pct reach as leadoff

1. IBANEZ Yusniel, CUB.....	1.000
KEMP Dwayne, NED.....	1.000
3. OKURA Takuya, JAP.....	.750
TADA Togo, JAP.....	.750
5. JANSEN Ardley, CUR.....	.667
6. MUJICA Shurendell, CUR....	.625
CHEN Yi Hung, CTI.....	.625
8. GUIBERT Yoelkuis, CUB....	.600
GALVEZ Dainer, CUB.....	.600
MOREJON Frank Cami, CUB....	.600

Avg w/2 outs

1. SILVA Edilse, CUB.....	.667
2. KO Ching Han, CTI.....	.600
MEYER Edinho, CUR.....	.600
4. GURP Raywendley va, CUR....	.571
5. OKURA Takuya, JAP.....	.545
6. LIN Han, CTI.....	.500
GUIBERT Yoelkuis, CUB....	.500
NAKANISHI Yudai, JAP.....	.500
9. MORINAKA Kenta, JAP.....	.462
10. MOREJON Frank Cami, CUB....	.444

Avg w/bases empty

1. GUIBERT Yoelkuis, CUB....	.583
2. JANSEN Ardley, CUR.....	.500
KEMP Dwayne, NED.....	.500
TADA Togo, JAP.....	.500
ARAKI Koya, JAP.....	.500
6. OKURA Takuya, JAP.....	.455
MUJICA Shurendell, CUR....	.455
8. VAZQUEZ Osvaldo, CUB.....	.429
9. SILVA Edilse, CUB.....	.417
HUANG Chia Wei, CTI.....	.417

Avg w/runners

1. MEYER Edinho, CUR.....	.571
2. WANG Hsin Chuan, CTI.....	.500
3. OKURA Takuya, JAP.....	.444
4. MOREJON Frank Cami, CUB....	.429
5. GURP Raywendley va, CUR....	.417
6. MUJICA Shurendell, CUR....	.400
DRAIJER Max, NED.....	.400
8. MORINAKA Kenta, JAP.....	.385
9. CHEN Yi Hung, CTI.....	.375
10. KEMP Dwayne, NED.....	.364

Avg w/bases loaded

1. KOBUKATA Hiroto, JAP.....	1.000
GALVEZ Dainer, CUB.....	1.000
HUANG Chia Wei, CTI.....	1.000
MEER Stijn van der, NED....	1.000
WANG Hsin Chuan, CTI.....	1.000
MUJICA Shurendell, CUR....	1.000
TADA Togo, JAP.....	1.000
SU Wei Chuan, CTI.....	1.000
9. OTANI Masaki, JAP.....	.667
OKURA Takuya, JAP.....	.667

Avg w/RBI ops

1. WANG Hsin Chuan, CTI.....	.667
2. MOREJON Frank Cami, CUB....	.545
3. MUJICA Shurendell, CUR....	.500
DRAIJER Max, NED.....	.500
5. OKURA Takuya, JAP.....	.400
6. KOBUKATA Hiroto, JAP.....	.375
LIN Han, CTI.....	.375
MEER Stijn van der, NED....	.375
9. GALVEZ Dainer, CUB.....	.333
HUANG Chia Wei, CTI.....	.333

Pct adv runners

1. OKURA Takuya, JAP.....	.722
NAKANISHI Yudai, JAP.....	.722
3. MEYER Edinho, CUR.....	.714
4. KEMP Dwayne, NED.....	.643
5. WANG Hsin Chuan, CTI.....	.636
6. GALVEZ Dainer, CUB.....	.615
7. LIN Chia Yu, CTI.....	.600
TAI Ju Liang, CTI.....	.600
9. LIN Han, CTI.....	.563
HUANG Chia Wei, CTI.....	.563

Pinch hitting avg

1. DRAIJER Max, NED.....	1.000
CAROLUS Levis, CUR.....	1.000
MEYER Edinho, CUR.....	1.000
NAKAMURA Yusuke, JAP.....	1.000
SU Wei Chuan, CTI.....	1.000
MORINAKA Kenta, JAP.....	1.000
7. LIN Tzu Chieh, CTI.....	.000
DELIMA Kendrick, NED.....	.000
HIRAYAMA Takuma, JAP.....	.000
ABREU Osvaldo, CUB.....	.000

Pinch hit at bats

1. LIN Tzu Chieh, CTI.....	3
2. DELIMA Kendrick, NED.....	2
HIRAYAMA Takuma, JAP.....	2
4. 22 tied at.....	1

Pinch hits

1. CAROLUS Levis, CUR.....	1
MEYER Edinho, CUR.....	1
NAKAMURA Yusuke, JAP.....	1
SU Wei Chuan, CTI.....	1
MORINAKA Kenta, JAP.....	1
DRAIJER Max, NED.....	1

2-out RBIs

1. OKURA Takuya, JAP.....	7
2. LIN Han, CTI.....	4
HUANG Chia Wei, CTI.....	4
4. MUJICA Shurendell, CUR....	3
MOREJON Frank Cami, CUB....	3
SUZUKI Kazuya, JAP.....	3
MAEDA Ryoto, JAP.....	3
8. 8 tied at.....	2

Runners advanced

1. JANSEN Ardley, CUR.....	8
2. IBANEZ Yusniel, CUB.....	5
KEMP Dwayne, NED.....	5
LIN Chia Yu, CTI.....	5
LIAO Chun Kai, CTI.....	5
6. 6 tied at.....	4

Runners left on base

1. JANSEN Ardley, CUR.....	13
2. MORINAKA Kenta, JAP.....	11
3. VAZQUEZ Osvaldo, CUB.....	10
LEONORA Dudley, NED.....	10
5. LIN Tzu Chieh, CTI.....	9
NAKAMURA Yusuke, JAP.....	9
7. 6 tied at.....	8



WORLD PORT TOURNAMENT



Fly outs

1. LIN Han, CTI.....	11
2. JANSEN Ardley, CUR.....	10
KO Ching Han, CTI.....	10
KOBUKATA Hiroto, JAP.....	10
URBANUS Nick, NED.....	10
6. OTANI Masaki, JAP.....	9
GALVEZ Dainer, CUB.....	9
8. HUANG Chia Wei, CTI.....	8
VAZQUEZ Osvaldo, CUB.....	8
IBANEZ Yusniel, CUB.....	8

Ground outs

1. WAKIYA Naoyuki, JAP.....	14
2. MEER Stijn van der, NED....	12
3. ACEA Roberto, CUB.....	11
LIN Chia Yu, CTI.....	11
5. GARIA Chris, NED.....	10
KOBUKATA Hiroto, JAP.....	10
GUSTINA Dennis, CUR.....	10
FUKUHARA Kenta, JAP.....	10
LEONORA Dudley, NED.....	10
LIAO Chun Kai, CTI.....	10

Fly outs/Ground outs

1. JANSEN Ardley, CUR.....	2.50
DRAIJER Max, NED.....	2.50
3. LIN Han, CTI.....	2.20
4. KO Ching Han, CTI.....	2.00
CHEN Yi Hung, CTI.....	2.00
6. HUANG Chia Wei, CTI.....	1.60
7. URBANUS Nick, NED.....	1.43
8. TAI Ju Liang, CTI.....	1.33
9. MUJICA Shurendell, CUR.....	1.20
10. VAZQUEZ Osvaldo, CUB.....	1.14

Ground outs/Fly outs

1. GUSTINA Dennis, CUR.....	10.00
2. MEER Stijn van der, NED....	6.00
3. KEMP Dwayne, NED.....	4.50
4. GURP Raywendley va, CUR....	3.50
5. WAKIYA Naoyuki, JAP.....	2.80
6. LIAO Chun Kai, CTI.....	2.50
7. GREGORIUS Johannes, CUR....	2.33
8. RICHARDSON Denzel, CUR....	2.25
9. FUKUHARA Kenta, JAP.....	2.00
GUIBERT Yoelkuis, CUB.....	2.00

Batting Per-Game Leaders (as of Jul 10, 2017)

(All games)

Hitting minimums - 1 Games 1.0 AB/Game 2.7 TPA/Game
 Pitching minimums - 1 Games 1.0 IP/Game

Hits per game

1. OKURA Takuya, JAP.....	1.86
2. OTANI Masaki, JAP.....	1.57
GUIBERT Yoelkuis, CUB.....	1.57
4. MUJICA Shurendell, CUR.....	1.50
5. SILVA Edilse, CUB.....	1.43
6. GURP Raywendley va, CUR....	1.40
7. TADA Togo, JAP.....	1.33
KEMP Dwayne, NED.....	1.33
9. KOBUKATA Hiroto, JAP.....	1.29
10. DRAIJER Max, NED.....	1.20

Runs scored per game

1. KOBUKATA Hiroto, JAP.....	1.00
MEER Stijn van der, NED....	1.00
GARIA Chris, NED.....	1.00
4. TADA Togo, JAP.....	0.83
5. OKURA Takuya, JAP.....	0.71
OTANI Masaki, JAP.....	0.71
7. MUJICA Shurendell, CUR.....	0.67
TAI Ju Liang, CTI.....	0.67
9. GURP Raywendley va, CUR....	0.60
SEGURA Leonel, CUB.....	0.60

Doubles per game

1. GURP Raywendley va, CUR....	0.60
2. OTANI Masaki, JAP.....	0.43
3. FUKUHARA Kenta, JAP.....	0.38
4. MUJICA Shurendell, CUR.....	0.33
BOEKHOUDT Gianison, NED....	0.33
6. GUIBERT Yoelkuis, CUB.....	0.29
NAKANISHI Yudai, JAP.....	0.29
HUANG Chia Wei, CTI.....	0.29
KO Ching Han, CTI.....	0.29
10. SEGURA Leonel, CUB.....	0.20

Triples per game

1. MUJICA Shurendell, CUR.....	0.17
MEYER Edinho, CUR.....	0.17
GARIA Chris, NED.....	0.17
4. OTANI Masaki, JAP.....	0.14
5. OKURA Takuya, JAP.....	0.00
FUKUHARA Kenta, JAP.....	0.00
KOBUKATA Hiroto, JAP.....	0.00
VAZQUEZ Osvaldo, CUB.....	0.00
GUIBERT Yoelkuis, CUB.....	0.00
GALVEZ Dainer, CUB.....	0.00

Homers per game

1. IBANEZ Yusniel, CUB.....	0.14
CHEN Yi Hung, CTI.....	0.14
3. OTANI Masaki, JAP.....	0.00
OKURA Takuya, JAP.....	0.00
FUKUHARA Kenta, JAP.....	0.00
VAZQUEZ Osvaldo, CUB.....	0.00
KOBUKATA Hiroto, JAP.....	0.00
GALVEZ Dainer, CUB.....	0.00
GUIBERT Yoelkuis, CUB.....	0.00
SILVA Edilse, CUB.....	0.00

RBIs per game

1. OKURA Takuya, JAP.....	1.29
2. KEMP Dwayne, NED.....	1.00
3. MUJICA Shurendell, CUR.....	0.83
4. OTANI Masaki, JAP.....	0.71
5. LEONORA Dudley, NED.....	0.67
MOREJON Frank Cami, CUB....	0.67
7. LIN Han, CTI.....	0.57
HUANG Chia Wei, CTI.....	0.57
IBANEZ Yusniel, CUB.....	0.57
WANG Hsin Chuan, CTI.....	0.57

Stolen bases per game

1. GURP Raywendley va, CUR....	0.60
2. MUJICA Shurendell, CUR.....	0.33
GARIA Chris, NED.....	0.33
TADA Togo, JAP.....	0.33
TAI Ju Liang, CTI.....	0.33
6. OTANI Masaki, JAP.....	0.29
KOBUKATA Hiroto, JAP.....	0.29
NAKANISHI Yudai, JAP.....	0.29
9. GUSTINA Dennis, CUR.....	0.20
10. LEONORA Dudley, NED.....	0.17

Walks per game

1. BOEKHOUDT Gianison, NED....	1.17
2. GALVEZ Dainer, CUB.....	1.00
3. KOBUKATA Hiroto, JAP.....	0.86
BRAVO Humberto, CUB.....	0.86
5. TAI Ju Liang, CTI.....	0.83
6. LIN Han, CTI.....	0.71
NAKANISHI Yudai, JAP.....	0.71
IBANEZ Yusniel, CUB.....	0.71
HUANG Chia Wei, CTI.....	0.71
LIAO Chun Kai, CTI.....	0.71

Strikeouts per game

1. OKURA Takuya, JAP.....	0.14
KOBUKATA Hiroto, JAP.....	0.14
3. WAKIYA Naoyuki, JAP.....	0.17
MOREJON Frank Cami, CUB....	0.17
5. SEGURA Leonel, CUB.....	0.20
GUSTINA Dennis, CUR.....	0.20
7. OTANI Masaki, JAP.....	0.29
GALVEZ Dainer, CUB.....	0.29
KO Ching Han, CTI.....	0.29
ACEA Roberto, CUB.....	0.29



WORLD PORT TOURNAMENT



At bats per game

1. GURP Raywendley va, CUR....	4.40
2. URBANUS Nick, NED.....	4.17
LEONORA Dudley, NED.....	4.17
4. OTANI Masaki, JAP.....	4.14
OKURA Takuya, JAP.....	4.14
6. MEER Stijn van der, NED....	4.00
JANSEN Ardley, CUR.....	4.00
8. KOBUKATA Hiroto, JAP.....	3.86
VAZQUEZ Osvaldo, CUB.....	3.86
10. CLEOFA Rojean, CUR.....	3.83

Plate appearances/game

1. KOBUKATA Hiroto, JAP.....	5.14
2. OTANI Masaki, JAP.....	4.86
3. OKURA Takuya, JAP.....	4.71
GALVEZ Dainer, CUB.....	4.71
LIN Han, CTI.....	4.71
IBANEZ Yusniel, CUB.....	4.71
7. MUJICA Shurendell, CUR.....	4.67
8. GURP Raywendley va, CUR....	4.60
9. VAZQUEZ Osvaldo, CUB.....	4.57
10. LEONORA Dudley, NED.....	4.50

Pitching Leaders (as of Jul 10, 2017) (All games)

Hitting minimums - 1 Games 1.0 AB/Game 2.7 TPA/Game
Pitching minimums - 1 Games 1.0 IP/Game

Earned run avg

1. FUJII Ryosuke, JAP.....	0.00
MARKWELL Diegomar, NED.....	0.00
HEIJSTEK Kevin, NED.....	0.00
4. CRUS Yoalkis, CUB.....	0.52
5. YAMAGAMI Daisuke, JAP.....	0.60
6. WANG Cheng Hao, CTI.....	0.96
7. RUIZ Yoandry, CUB.....	1.17
8. HUIJER Lars, NED.....	1.29
HUANG Chien Lung, CTI.....	1.29
10. YAMAGUCHI Akira, JAP.....	1.69

Opposing bat avg

1. FUJII Ryosuke, JAP.....	.125
2. HEIJSTEK Kevin, NED.....	.130
3. YAMAGAMI Daisuke, JAP.....	.180
4. MANUEL Ruderly, CUR.....	.190
5. LOURENS Temesh, CUR.....	.200
6. YAMAGUCHI Akira, JAP.....	.206
7. KAO Yao Tso, CTI.....	.211
8. WANG Cheng Hao, CTI.....	.219
9. CORDEMAN Rob, NED.....	.226
10. HUIJER Lars, NED.....	.231

Innings pitched

1. CRUS Yoalkis, CUB.....	17.1
2. YAMAMOTO Takahiro, JAP.....	16.0
3. YAMAGAMI Daisuke, JAP.....	15.0
4. MANUEL Ruderly, CUR.....	12.2
5. FUJII Ryosuke, JAP.....	11.0
6. KAO Yao Tso, CTI.....	10.2
GARCIA Cesar Raul, CUB.....	10.2
YAMAGUCHI Akira, JAP.....	10.2
9. HUANG Tzu Peng, CTI.....	10.1
MARKWELL Diegomar, NED.....	10.1

Batters struck out

1. YAMAGAMI Daisuke, JAP.....	15
2. CHENG Chih Hung, CTI.....	10
YAMAMOTO Takahiro, JAP.....	10
4. HUANG Tzu Peng, CTI.....	9
CRUS Yoalkis, CUB.....	9
6. KAO Yao Tso, CTI.....	8
7. WANG Cheng Hao, CTI.....	7
8. 7 tied at.....	6

Batters SO out looking

1. HUANG Tzu Peng, CTI.....	6
2. YAMAGAMI Daisuke, JAP.....	4
3. YOKOYAMA Tatsuya, JAP.....	3
CRUS Yoalkis, CUB.....	3
JULIANA Hershelon, CUR.....	3
YAMAMOTO Takahiro, JAP.....	3
7. 7 tied at.....	2

Wins

1. YAMAGAMI Daisuke, JAP.....	2
2. 15 tied at.....	1

Saves

1. CASTILLO LuisEnriq, CUB....	2
WANG Cheng Hao, CTI.....	2
3. HARIQUEZ Claysandy, CUR....	1
FUJII Ryosuke, JAP.....	1
DRIEL Berry van, NED.....	1
YAMAGUCHI Akira, JAP.....	1
RODRIGUEZ Alexande, CUB....	1
BOLSENBROEK Mike, NED.....	1

Appearances

1. WANG Cheng Hao, CTI.....	5
2. 12 tied at.....	4

Games started

1. YAMAMOTO Takahiro, JAP....	3
YAMAGAMI Daisuke, JAP.....	3
3. GARCIA Cesar Raul, CUB....	2
MARKWELL Diegomar, NED....	2
MANUEL Ruderly, CUR.....	2
HUANG Tzu Peng, CTI.....	2
KAO Yao Tso, CTI.....	2
GUTIERREZ Geonel, CUB.....	2
RIFAELA Jhan, CUR.....	2
CRUS Yoalkis, CUB.....	2

Games finished

1. WANG Cheng Hao, CTI.....	4
2. CASTILLO LuisEnriq, CUB....	3
BOLSENBROEK Mike, NED.....	3
4. SOSA Adrian Rajiv, CUB....	2
FUKUSHIMA Kosuke, JAP.....	2
FUJII Ryosuke, JAP.....	2
RODRIGUEZ Alexande, CUB....	2
JULIANA Hershelon, CUR.....	2
HARIQUEZ Claysandy, CUR....	2
10.12 tied at.....	1

Games in relief

1. WANG Cheng Hao, CTI.....	5
2. KELLY Kevin, NED.....	4
HUANG Chien Lung, CTI.....	4
RODRIGUEZ Alexande, CUB....	4
BOLSENBROEK Mike, NED.....	4
SOSA Adrian Rajiv, CUB....	4
CASTILLO LuisEnriq, CUB....	4
FUJII Ryosuke, JAP.....	4
CHENG Wen Hao, CTI.....	4
JULIANA Hershelon, CUR.....	4

Sac bunts allowed

1. YAMAMOTO Takahiro, JAP....	6
2. MARTINA Kenimar, CUR.....	4
RUIZ Yoandry, CUB.....	4
4. GONGORA Dariel, CUB.....	3
WANG Cheng Hao, CTI.....	3
6. 8 tied at.....	2

Sac flies allowed

1. LOURENS Marverich, CUR....	2
2. 10 tied at.....	1

Losses

1. YAMAMOTO Takahiro, JAP....	2
CHENG Wen Hao, CTI.....	2
RIFAELA Jhan, CUR.....	2
MIL Loek van, NED.....	2
5. 9 tied at.....	1

Runners picked off

1. MARKWELL Diegomar, NED....	3
2. HUANG Chien Lung, CTI.....	2
3. KAO Yao Tso, CTI.....	1



WORLD PORT TOURNAMENT



Wild pitches

1. YAMAGAMI Daisuke, JAP.....	3
YAMAMOTO Takahiro, JAP.....	3
3. RIFAEELA Jhan, CUR.....	2
PLOEGER Jim, NED.....	2
5. 9 tied at.....	1

Balks

1. LOURENS Temesh, CUR.....	3
2. GUTIERREZ Geonel, CUB.....	1
HUANG Tzu Peng, CTI.....	1

Hit batters

1. LOURENS Marverich, CUR.....	2
MANUEL Ruderly, CUR.....	2
3. 12 tied at.....	1

Intentional BB allowed

1. FUJII Ryosuke, JAP.....	2
2. GARCIA Cesar Raul, CUB.....	1
CRUS Yoalkis, CUB.....	1
RODRIGUEZ Alexande, CUB....	1
SOSA Adrian Rajiv, CUB.....	1
6. MARTINA Kenimar, CUR.....	2
7. CASTILLO LuisEnriq, CUB....	1

Hits allowed

1. HEIJSTEK Kevin, NED.....	3
2. FUJII Ryosuke, JAP.....	4
3. HUIJER Lars, NED.....	6
LOURENS Temesh, CUR.....	6
5. CORDEMANS Rob, NED.....	7
WANG Cheng Hao, CTI.....	7
RUIZ Yoandry, CUB.....	7
YAMAGUCHI Akira, JAP.....	7
9. CHENG Chih Hung, CTI.....	8
KAO Yao Tso, CTI.....	8

Runs allowed

1. MARKWELL Diegomar, NED.....	0
FUJII Ryosuke, JAP.....	0
3. HEIJSTEK Kevin, NED.....	1
HUANG Chien Lung, CTI.....	1
HUIJER Lars, NED.....	1
YAMAGAMI Daisuke, JAP.....	1
7. CORDEMANS Rob, NED.....	2
WANG Cheng Hao, CTI.....	2
RUIZ Yoandry, CUB.....	2
CHENG Chih Hung, CTI.....	2

Earned runs allowed

1. MARKWELL Diegomar, NED.....	0
FUJII Ryosuke, JAP.....	0
HEIJSTEK Kevin, NED.....	0
4. HUIJER Lars, NED.....	1
YAMAGAMI Daisuke, JAP.....	1
HUANG Chien Lung, CTI.....	1
CRUS Yoalkis, CUB.....	1
RUIZ Yoandry, CUB.....	1
WANG Cheng Hao, CTI.....	1
10. LOURENS Temesh, CUR.....	2

Walks allowed

1. CORDEMANS Rob, NED.....	0
RUIZ Yoandry, CUB.....	0
3. SOSA Adrian Rajiv, CUB.....	1
YAMAGUCHI Akira, JAP.....	1
HUIJER Lars, NED.....	1
HEIJSTEK Kevin, NED.....	1
7. CRUS Yoalkis, CUB.....	2
MARKWELL Diegomar, NED.....	2
OKADA Kazuma, JAP.....	2
10. CHENG Chih Hung, CTI.....	3

Doubles allowed

1. LOURENS Temesh, CUR.....	0
FUJII Ryosuke, JAP.....	0
HEIJSTEK Kevin, NED.....	0
WANG Cheng Hao, CTI.....	0
OKADA Kazuma, JAP.....	0
6. MARKWELL Diegomar, NED.....	1
YAMAMOTO Takahiro, JAP.....	1
CORDEMANS Rob, NED.....	1
HUIJER Lars, NED.....	1
MANUEL Ruderly, CUR.....	1

Triples allowed

1. LOURENS Temesh, CUR.....	0
FUJII Ryosuke, JAP.....	0
GARCIA Cesar Raul, CUB.....	0
RIFAEELA Jhan, CUR.....	0
HEIJSTEK Kevin, NED.....	0
WANG Cheng Hao, CTI.....	0
OKADA Kazuma, JAP.....	0
HUANG Chien Lung, CTI.....	0
KAO Yao Tso, CTI.....	0
CORDEMANS Rob, NED.....	0

Home runs allowed

1. LOURENS Temesh, CUR.....	0
FUJII Ryosuke, JAP.....	0
GARCIA Cesar Raul, CUB.....	0
RIFAEELA Jhan, CUR.....	0
HEIJSTEK Kevin, NED.....	0
WANG Cheng Hao, CTI.....	0
OKADA Kazuma, JAP.....	0
HUANG Chien Lung, CTI.....	0
KAO Yao Tso, CTI.....	0
CORDEMANS Rob, NED.....	0

Pitching Analysis Leaders (as of Jul 10, 2017) (All games)

Hitting minimums - 1 Games 1.0 AB/Game 2.7 TPA/Game
Pitching minimums - 1 Games 1.0 IP/Game

B/avg vs left

1. YAMAGAMI Daisuke, JAP.....	.000
KAO Yao Tso, CTI.....	.000
LOURENS Temesh, CUR.....	.000
HEIJSTEK Kevin, NED.....	.000
5. GARCIA Cesar Raul, CUB.....	.143
MARKWELL Diegomar, NED.....	.143
7. WANG Cheng Hao, CTI.....	.154
8. FUJII Ryosuke, JAP.....	.200
CHENG Chih Hung, CTI.....	.200
10. CRUS Yoalkis, CUB.....	.227

B/avg vs right

1. HUIJER Lars, NED.....	.083
2. FUJII Ryosuke, JAP.....	.091
3. MANUEL Ruderly, CUR.....	.115
4. HEIJSTEK Kevin, NED.....	.136
5. YAMAGUCHI Akira, JAP.....	.158
6. YAMAGAMI Daisuke, JAP.....	.205
7. LOURENS Temesh, CUR.....	.207
8. CORDEMANS Rob, NED.....	.214
9. HUANG Tzu Peng, CTI.....	.240
RUIZ Yoandry, CUB.....	.240

B/avg vs leadoff

1. YAMAGAMI Daisuke, JAP.....	.133
2. SOSA Adrian Rajiv, CUB.....	.143
3. MANUEL Ruderly, CUR.....	.154
4. CRUS Yoalkis, CUB.....	.167
5. MARKWELL Diegomar, NED.....	.182
6. FUJII Ryosuke, JAP.....	.222
7. CORDEMANS Rob, NED.....	.250
8. HUANG Chien Lung, CTI.....	.286
HEIJSTEK Kevin, NED.....	.286
10. KAO Yao Tso, CTI.....	.364

B/avg w/2 outs

1. YAMAGUCHI Akira, JAP.....	.000
2. YAMAGAMI Daisuke, JAP.....	.067
3. FUJII Ryosuke, JAP.....	.100
RUIZ Yoandry, CUB.....	.100
5. OKADA Kazuma, JAP.....	.111
6. HEIJSTEK Kevin, NED.....	.125
7. KAO Yao Tso, CTI.....	.167
8. CORDEMANS Rob, NED.....	.200
9. WANG Cheng Hao, CTI.....	.214
10. CHENG Chih Hung, CTI.....	.222

B/avg w/runners

1. FUJII Ryosuke, JAP.....	.083
RUIZ Yoandry, CUB.....	.083
3. HEIJSTEK Kevin, NED.....	.125
4. YAMAGAMI Daisuke, JAP.....	.143
LOURENS Temesh, CUR.....	.143
6. HUIJER Lars, NED.....	.154
7. MANUEL Ruderly, CUR.....	.167
MARKWELL Diegomar, NED.....	.167
9. YAMAGUCHI Akira, JAP.....	.182
10. WANG Cheng Hao, CTI.....	.190

Fly ball outs

1. CRUS Yoalkis, CUB.....	18
2. YAMAMOTO Takahiro, JAP.....	15
3. RIFAEELA Jhan, CUR.....	14
4. MARKWELL Diegomar, NED.....	13
5. FUJII Ryosuke, JAP.....	12
LOURENS Temesh, CUR.....	12
7. MANUEL Ruderly, CUR.....	11
8. 4 tied at.....	10



WORLD PORT TOURNAMENT



Ground ball outs

1. CRUS Yoalkis, CUB.....	24
2. YAMAMOTO Takahiro, JAP.....	19
YAMAGUCHI Akira, JAP.....	19
4. MANUEL Ruderly, CUR.....	18
5. YAMAGAMI Daisuke, JAP.....	16
GARCIA Cesar Raul, CUB.....	16
7. WU Sheng Feng, CTI.....	14
SOSA Adrian Rajiv, CUB.....	14
KAO Yao Tso, CTI.....	14
HUIJER Lars, NED.....	14

Fly/Ground outs

1. RIFAELA Jhan, CUR.....	4.67
2. LOURENS Temesh, CUR.....	3.00
3. HEIJSTEK Kevin, NED.....	1.80
4. OKADA Kazuma, JAP.....	1.43
5. CHENG Chih Hung, CTI.....	1.14
6. MARKWELL Diegomar, NED.....	1.00
RUIZ Yoandry, CUB.....	1.00
8. FUJII Ryosuke, JAP.....	0.92
9. WANG Cheng Hao, CTI.....	0.91
10. HUANG Tzu Peng, CTI.....	0.82

Ground/Fly outs

1. HUIJER Lars, NED.....	14.00
2. YAMAGUCHI Akira, JAP.....	3.80
3. KAO Yao Tso, CTI.....	2.33
SOSA Adrian Rajiv, CUB.....	2.33
5. GARCIA Cesar Raul, CUB.....	1.78
6. MANUEL Ruderly, CUR.....	1.64
7. YAMAGAMI Daisuke, JAP.....	1.60
8. CORDEMANS Rob, NED.....	1.57
9. CRUS Yoalkis, CUB.....	1.33
HUANG Chien Lung, CTI.....	1.33

Fly outs/game

1. RIFAELA Jhan, CUR.....	18.90
2. LOURENS Temesh, CUR.....	14.09
3. RUIZ Yoandry, CUB.....	11.74
4. HEIJSTEK Kevin, NED.....	11.57
5. MARKWELL Diegomar, NED.....	11.32
6. OKADA Kazuma, JAP.....	10.80
7. FUJII Ryosuke, JAP.....	9.82
8. WANG Cheng Hao, CTI.....	9.64
9. CRUS Yoalkis, CUB.....	9.35
10. YAMAMOTO Takahiro, JAP.....	8.44

Ground outs/game

1. HUIJER Lars, NED.....	18.00
2. YAMAGUCHI Akira, JAP.....	16.03
3. SOSA Adrian Rajiv, CUB.....	15.75
4. GARCIA Cesar Raul, CUB.....	13.50
5. MANUEL Ruderly, CUR.....	12.79
6. CRUS Yoalkis, CUB.....	12.46
7. CORDEMANS Rob, NED.....	12.38
8. KAO Yao Tso, CTI.....	11.81
9. RUIZ Yoandry, CUB.....	11.74
10. MARKWELL Diegomar, NED.....	11.32

Pitching Per-Game leaders (as of Jul 10, 2017) (All games)

Hitting minimums - 1 Games 1.0 AB/Game 2.7 TPA/Game
Pitching minimums - 1 Games 1.0 IP/Game

Innings per game

1. CRUS Yoalkis, CUB.....	8.67
2. CORDEMANS Rob, NED.....	8.00
3. HUIJER Lars, NED.....	7.00
4. MANUEL Ruderly, CUR.....	6.33
5. KAO Yao Tso, CTI.....	5.33
GARCIA Cesar Raul, CUB.....	5.33
7. MARKWELL Diegomar, NED.....	5.17
8. YAMAGAMI Daisuke, JAP.....	5.00
9. YAMAMOTO Takahiro, JAP.....	4.00
10. RUIZ Yoandry, CUB.....	3.83

Strikeouts/game

1. CHENG Chih Hung, CTI.....	10.38
2. YAMAGAMI Daisuke, JAP.....	9.00
3. HUANG Tzu Peng, CTI.....	7.84
4. HEIJSTEK Kevin, NED.....	7.71
5. LOURENS Temesh, CUR.....	7.04
6. KAO Yao Tso, CTI.....	6.75
WANG Cheng Hao, CTI.....	6.75
CORDEMANS Rob, NED.....	6.75
9. OKADA Kazuma, JAP.....	6.48
10. HUANG Chien Lung, CTI.....	6.43

Walks allowed/game

1. CORDEMANS Rob, NED.....	0.00
RUIZ Yoandry, CUB.....	0.00
3. YAMAGUCHI Akira, JAP.....	0.84
4. CRUS Yoalkis, CUB.....	1.04
5. SOSA Adrian Rajiv, CUB.....	1.12
6. HEIJSTEK Kevin, NED.....	1.29
HUIJER Lars, NED.....	1.29
8. MARKWELL Diegomar, NED.....	1.74
9. OKADA Kazuma, JAP.....	2.16
10. YAMAGAMI Daisuke, JAP.....	2.40

Doubles allowed/game

1. FUJII Ryosuke, JAP.....	0.00
WANG Cheng Hao, CTI.....	0.00
OKADA Kazuma, JAP.....	0.00
LOURENS Temesh, CUR.....	0.00
HEIJSTEK Kevin, NED.....	0.00
6. YAMAMOTO Takahiro, JAP.....	0.56
7. YAMAGAMI Daisuke, JAP.....	0.60
8. MANUEL Ruderly, CUR.....	0.71
9. HUANG Tzu Peng, CTI.....	0.87
MARKWELL Diegomar, NED.....	0.87

Triples allowed/game

1. CRUS Yoalkis, CUB.....	0.00
YAMAGAMI Daisuke, JAP.....	0.00
MANUEL Ruderly, CUR.....	0.00
FUJII Ryosuke, JAP.....	0.00
YAMAGUCHI Akira, JAP.....	0.00
GARCIA Cesar Raul, CUB.....	0.00
KAO Yao Tso, CTI.....	0.00
HUANG Tzu Peng, CTI.....	0.00
WANG Cheng Hao, CTI.....	0.00
CHENG Chih Hung, CTI.....	0.00

Homers allowed/game

1. CRUS Yoalkis, CUB.....	0.00
YAMAGAMI Daisuke, JAP.....	0.00
FUJII Ryosuke, JAP.....	0.00
YAMAGUCHI Akira, JAP.....	0.00
KAO Yao Tso, CTI.....	0.00
GARCIA Cesar Raul, CUB.....	0.00
MARKWELL Diegomar, NED.....	0.00
HUANG Tzu Peng, CTI.....	0.00
WANG Cheng Hao, CTI.....	0.00
CHENG Chih Hung, CTI.....	0.00

Batters faced/game

1. RIFAELA Jhan, CUR.....	45.90
2. LOURENS Temesh, CUR.....	43.43
3. OKADA Kazuma, JAP.....	43.20
4. GARCIA Cesar Raul, CUB.....	40.50
5. HUANG Tzu Peng, CTI.....	40.06
6. YAMAMOTO Takahiro, JAP.....	39.38
SOSA Adrian Rajiv, CUB.....	39.38
8. HUANG Chien Lung, CTI.....	38.57
9. CHENG Chih Hung, CTI.....	38.42
10. CRUS Yoalkis, CUB.....	37.90

Hits allowed/game

1. FUJII Ryosuke, JAP.....	3.27
2. HEIJSTEK Kevin, NED.....	3.86
3. YAMAGAMI Daisuke, JAP.....	5.40
4. MANUEL Ruderly, CUR.....	5.68
5. YAMAGUCHI Akira, JAP.....	5.91
6. KAO Yao Tso, CTI.....	6.75
WANG Cheng Hao, CTI.....	6.75
8. MARKWELL Diegomar, NED.....	6.97
9. LOURENS Temesh, CUR.....	7.04
10. HUIJER Lars, NED.....	7.71

Runs allowed/game

1. FUJII Ryosuke, JAP.....	0.00
MARKWELL Diegomar, NED.....	0.00
3. YAMAGAMI Daisuke, JAP.....	0.60
4. HUIJER Lars, NED.....	1.29
HEIJSTEK Kevin, NED.....	1.29
HUANG Chien Lung, CTI.....	1.29
7. CRUS Yoalkis, CUB.....	1.56
8. YAMAGUCHI Akira, JAP.....	1.69
9. WANG Cheng Hao, CTI.....	1.93
10. CHENG Chih Hung, CTI.....	2.08

Earned runs/game

1. FUJII Ryosuke, JAP.....	0.00
MARKWELL Diegomar, NED.....	0.00
HEIJSTEK Kevin, NED.....	0.00
4. CRUS Yoalkis, CUB.....	0.52
5. YAMAGAMI Daisuke, JAP.....	0.60
6. WANG Cheng Hao, CTI.....	0.96
7. RUIZ Yoandry, CUB.....	1.17
8. HUIJER Lars, NED.....	1.29
HUANG Chien Lung, CTI.....	1.29
10. YAMAGUCHI Akira, JAP.....	1.69



WORLD PORT TOURNAMENT



Fielding Leaders (as of Jul 10, 2017) (All games)

Hitting minimums - 1 Games

Pitching minimums - 1 Games 1.0 IP/Game

Fielding pct

1. LEONORA Dudley, NED.....	1.000
MORINAKA Kenta, JAP.....	1.000
LIN Chia Yu, CTI.....	1.000
SEGURA Leonel, CUB.....	1.000
GALVEZ Dainer, CUB.....	1.000
CHEN Yi Hung, CTI.....	1.000
MOREJON Frank Cami, CUB....	1.000
YAMAGISHI Masaki, JAP.....	1.000
SILVA Edilse, CUB.....	1.000
BEAUMONT Reangelo, CUR....	1.000

Assists

1. ACEA Roberto, CUB.....	29
2. LIN Han, CTI.....	28
MEER Stijn van der, NED....	28
4. GALVEZ Dainer, CUB.....	25
5. MUJICA Shurendell, CUR....	20
6. OTANI Masaki, JAP.....	19
GURP Raywendley va, CUR....	19
8. WANG Hsin Chuan, CTI.....	18
9. KOBUKATA Hiroto, JAP.....	17
10. ARAKI Koya, JAP.....	16

Catchers interference

1. HUANG Chia Wei, CTI.....	1
-----------------------------	---

Caught stealing by

1. MARKWELL Diegomar, NED....	3
MOREJON Frank Cami, CUB....	3
3. KUME Tateo, JAP.....	2
YAMAMOTO Takahiro, JAP....	2
BEAUMONT Reangelo, CUR....	2
HUANG Chia Wei, CTI.....	2
7. 11 tied at.....	1

Chances

1. LEONORA Dudley, NED.....	70
2. MORINAKA Kenta, JAP.....	49
3. ACEA Roberto, CUB.....	47
LIN Han, CTI.....	47
SEGURA Leonel, CUB.....	47
LIN Chia Yu, CTI.....	47
7. MEER Stijn van der, NED....	45
GALVEZ Dainer, CUB.....	45
9. HUANG Chia Wei, CTI.....	44
10. CHEN Yi Hung, CTI.....	42

Fielding double plays

1. OTANI Masaki, JAP.....	8
2. KOBUKATA Hiroto, JAP.....	7
MORINAKA Kenta, JAP.....	7
4. NAKAMURA Yusuke, JAP.....	4
5. GALVEZ Dainer, CUB.....	3
MEER Stijn van der, NED....	3
LEONORA Dudley, NED.....	3
DRAIJER Max, NED.....	3
ACEA Roberto, CUB.....	3
10. 10 tied at.....	2

Steal attempts against

1. HUANG Chia Wei, CTI.....	13
2. MOREJON Frank Cami, CUB....	9
3. BEAUMONT Reangelo, CUR....	7
4. HUANG Tzu Peng, CTI.....	4
KUME Tateo, JAP.....	4
6. SOSA Adrian Rajiv, CUB....	3
MARKWELL Diegomar, NED....	3
YAMAMOTO Takahiro, JAP....	3
9. 8 tied at.....	2

Errors

1. ACEA Roberto, CUB.....	4
2. MUJICA Shurendell, CUR....	3
LIN Han, CTI.....	3
OTANI Masaki, JAP.....	3
5. 9 tied at.....	2

Putouts

1. LEONORA Dudley, NED.....	63
2. SEGURA Leonel, CUB.....	47
3. LIN Chia Yu, CTI.....	46
MORINAKA Kenta, JAP.....	46
5. HUANG Chia Wei, CTI.....	39
CHEN Yi Hung, CTI.....	39
7. MEYER Edinho, CUR.....	35
8. YAMAGISHI Masaki, JAP....	28
9. MOREJON Frank Cami, CUB....	27
10. SILVA Edilse, CUB.....	26

Passed balls

1. BOEKHOUDT Gianison, NED....	3
2. HOEK Rowan van, NED.....	2
SNIJDERS Ulrich, CUR.....	2
BEAUMONT Reangelo, CUR....	2
5. ABALLE Franklin, CUB.....	1

Stolen bases against

1. HUANG Chia Wei, CTI.....	11
2. MOREJON Frank Cami, CUB....	6
3. BEAUMONT Reangelo, CUR....	5
4. HUANG Tzu Peng, CTI.....	3
5. 7 tied at.....	2



Abbreviations

HITTING	FIELDING
2B Doubles	A Assists
3B Triples	C Chances
AB At bats	CI Catcher's interference
AVG Batting average	CSB Caught stealing by (pitcher and catcher)
BB Base on balls	DPs Double plays participated in
GPD Grounded into double plays	E Errors
GP / GS Games played / Games started	FLD% Fielding percentage
H Base hits	PB Passed balls (catcher)
HBP Hit by pitch	PO Putouts
HR Home runs	SBA Stolen bases allowed (pitcher and catcher)
IBB Intentional base on balls	SBA% Stolen bases against percentage (pitcher and catcher)
OB% On base percentage	
R Runs scored	
RBI Runs batted in	
SB / ATT Stolen bases / Stolen bases attempts	
SF Sacrifice flies	
SH Sacrifice hits	
SLG% Slugging percentage	
SO Strikeouts	
TB Total bases	
PITCHING	ANALYSIS STATISTICS
2B Doubles allowed	vs Left Avg against left-handed pitchers
3B Triples allowed	vs Right Avg against right-handed pitchers
AB At bats	rch by leadoff Avg when leading off an inning
APP / GS Apperances / Game starts	with 2 outs Avg when batting with 2 outs
B/Avg Opponent batting average	w/runners on Avg when batting with runners on base
BB Base on balls allowed	w/bases empty Avg when batting with bases empty
BF Batters faced	RBI ops Avg when batting with runners on 2nd or 3rd base
IBB Intentional base on balls allowed	Gnd out Number of ground outs (includes SACs, but not errors)
BK Balk	Fly out Number of fly outs (incudes SFs, but not errors)
CG Complete games	Fly / Gnd Fly outs to ground outs ratio
ER Earned runs allowed	pinch hitting Avg as pinch hitter
ERA Earned run average	with runners in scoring pos Avg when batting with runners in scoring positions
FO Fly outs	w/rnr on 3rd and LT 2 outs Avg when batting with runner on third base and less than 2 outs
GO Ground outs	with 2 outs Avg when batting with 2 outs
H Hits allowed	2 out rbi Runs batted in with 2 outs
HBP Hit by pitch	success advancing rnr Success advancing runners
HR Home runs allowed	#nrns adv w/out Number of times batter made an out and advanced at least 1 runner
IP Innings played	nrns lob Number of runners left on base by last batter of inning
R Runs allowed	rch err Reach first base on error
SFA Sacrifice flies allowed	rch fc Reach first base on fielder's choice
SHA Sacrifice hits allowed	kl Strikeouts look
SHO/CHO Shutouts / Combination shutouts	
SO Strikeouts	
SV Saves	
W/L Wins/Losses	
WP Wild pitches	